代理商：博孚美科 www.bussmann.net.cn

COOPER Bussmann



Open & Enclosed Rotary Disconnect Switches

Exceptional Breadth and Availability for Your Application

COOPER Bussmann

代理商：博孚美科 www.bussmann.net.cn

代理商：博孚美科 www.bussmann.net.cn

Powering business worldwide

As a global diversified power management company, we help customers worldwide manage the power needed for buildings, aircraft, trucks, cars, machinery and businesses.

Eaton's innovative technologies help customers manage electrical, hydraulic and mechanical power more reliably, efficiently, safely and sustainably.

We provide integrated solutions that help make energy, in all its forms, more practical and accessible.

With 2012 sales of $16.3 billion, Eaton has approximately 103,000 employees around the world and sells products in more than 175 countries.

Eaton.com

EATON
Powering Business Worldwide

代理商：博孚美科 www.bussmann.net.cn

代理商：博孚美科 www.bussmann.net.cn

Table of Contents

Compact Circuit Protector (CCP) Disconnect Switches

30A Class CC, Midget & 10x38 4-5
30A 60A and 100A Class CF 6-7

UL 98 Fused Disconnect Switches 30 to 800A

Introduction & Agency Information 8
Product Line Summary 9
30A Compact Class CC & Class J 10-11
30A Class J 12-13
60A Compact Class J 14-15
60A Class J 16-17
100A Class J 18-19
200A & 400A Class J 20-22
600A Class J and 800A Class L 24-25

UL 98 Non-Fused Disconnect Switches 30 to 1200A

Introduction & Agency Information 26
Product Line Summary 27
30A, 60A and 100A Compact 28-29
100A, 200A and 400A Standard 30-31
600A, 800A, 1000A and 1200A Standard 32-33

UL 508 Non-Fused Disconnect Switches 16 to 80A

Introduction and Agency Information 34
Product Line Summary 35
16A, 25A, 40A, 63A and 80A Standard 36-38

Enclosed UL 98 & UL 508 Disconnect Switches

Introduction & Agency Information 39

Fused UL 98
30A to 800A Enclosed Disconnects 40-41

Non-Fused UL 98
30 to 1200A Enclosed Disconnects 42-43

Non-Fused UL 508
16 to 80A Enclosed Disconnects 44-45

Part Number Index 46-47



Cooper Bussmann circuit protection solutions comply with major industrial standards and agency requirements such as: BS, IEC, DIN, UL, NEMA, SAE, CSA, CE, C-UL, etc. and are manufactured at facilities that are ISO 9000 certified.
This catalog is intended to present product data and provide technical information that will help the end user with design application. Cooper Bussmann reserves the right, without notice, to change design or construction of any products and to discontinue or limit distribution of any products. Cooper Bussmann also reserves the right to change or update, without notice, any technical information contained in this catalog. Once a product has been selected, it should be tested by the user in all possible applications. Further, Cooper Bussmann takes no responsibility for errors or omissions contained in this catalog, or for misapplication of any Cooper Bussmann product. Extensive product information is available in the Cooper Bussmann product data sheets available online at www.cooperbussmann.com.
Printed in USA

©2013 Cooper Bussmann

代理商：博孚美科 www.bussmann.net.cn

代理商：博孚美科 www.bussmann.net.cn

Compact Circuit Protector (CCP) Disconnect Switch—30A

1-, 2- & 3-Pole, Class CC, UL Midget & 10x38mm IEC

Switch

Amp Rating	Fuse Class	Number of Poles	Volts	SCCR	Max Horsepower Rating 120 Vac	240 Vac	480 Vac	600 Vac	Wire Size	Wire Type*	Part Number
30	CC	1	600Vac	200kA	0.5	—	—	—	Single/Dual #18-6 Sol/Str	75°C Cu	CCP-1-30CC
30	CC	2	600Vac	200kA	—	2	—	—		75°C Cu	CCP-2-30CC
30	CC	3	600Vac	200kA	—	3	4	7.5		75°C Cu	CCP-3-30CC
30	UL Midget	1	240Vac†	10kA†	—	—	—	—	Single #4 Sol/Str	75°C Cu	CCP-1-30M
32**	10x38 IEC		400Vac†	120kA†							
30	UL Midget	2	240Vac†	10kA†	—	—	—	—		75°C Cu	CCP-2-30M
32**	10x38 IEC		400Vac†	120kA†							
30	UL Midget	3	240Vac†	10kA†	—	—	—	—		75°C Cu	CCP-3-30M
32**	10x38 IEC		400Vac†	120kA†							
30	CC	1	80Vdc†	20kA†	—	—	—	—	Spade Terminal††	75°C Cu	CCP-1-30DCC
30	CC	1	80Vdc†	10kA†	—	—	—	—		75°C Cu	CCP-1-30DCM
32**	10x38 IEC										

* 75°C or higher.
** 32A Class aM, 25A Class gG.
† SCCR May be lower, refer to installed fuse data sheets.
†† Spade terminal, 30A max, insulated flange, wire size #12-10 for #8 stud.

Specifications

Agency Information

- CE Compliant
- RoHS Compliant
- For ***Class CC*** fuse version
  - UL 98 Listed, File E302370, Guide WHTY
  - cULus to CSA Standard 22.2 No. 4-04, File 302370, Guide WHTY7
- For ***UL Midget and 10X38 IEC*** fuse version
  - UL 508 Listed, File E161278, Guide 8R29
  - cULus Certified 22.2 No. 14-05
  - IEC 60947-3 AC23A
  - IEC 60947-3 DC23A

Terminals

- Single/dual conductor box lug or spade terminal suitable for line, load or accessory connection
- Torque: - #18-10 20Lb-In
  - #8-4 35Lb-In

Storage and Operating Temperature

- -20°C to 75°C*

* For fuse performance under or above 25°C, consult fuse performance derating charts in the Bussmann publication titled *Selecting Protective Devices* (SPD), reorder #3002.

Flammability Rating UL 94V0

Lockout/Tagout Provisions

- 4mm shank lock or standard pin-out devices

Mounting

- 35mm DIN-Rail

Local Open Fuse Indication Minimum Voltage**

- 90Vac for AC versions
- 12Vdc for DC versions

** Circuit must be closed for indication light to illuminate.

Data Sheet: 1157

Features

- IP20 Finger-safe construction with #10 or larger wire
- Switch interlock prohibits removing the fuse under load

Accessories

- Auxiliary contacts
- PLC Wired remote fuse indication
- Flex shaft handle mechanism

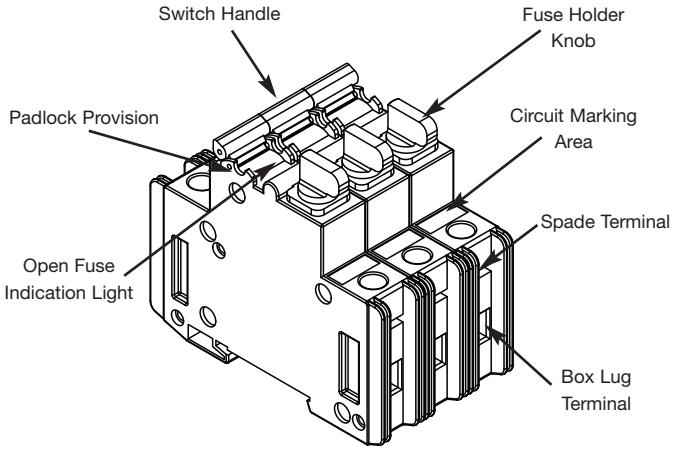

Available Cooper Bussmann Fuses

Class	Type	Data Sheet #
CC	LP-CC Time-Delay, Current Limiting	1023
CC	FNQ-R Time-Delay	1014
CC	KTK-R Fast-Acting	1015
M	FNM Time-Delay	2028
M	FNQ Time-Delay	1012
M	KTK Fast-Acting	1011
M	BAF Fast-Acting	2011
M	KLM Fast-Acting 600Vac/dc	2020

代理商：博孚美科 www.bussmann.net.cn

代理商：博孚美科 www.bussmann.net.cn

Compact Circuit Protector (CCP) Disconnect Switch—30A

1-, 2- & 3-Pole, Class CC, UL Midget & 10x38mm IEC

Dimensions – mm (in)

Class CC, UL Midget & I0x38 IEC

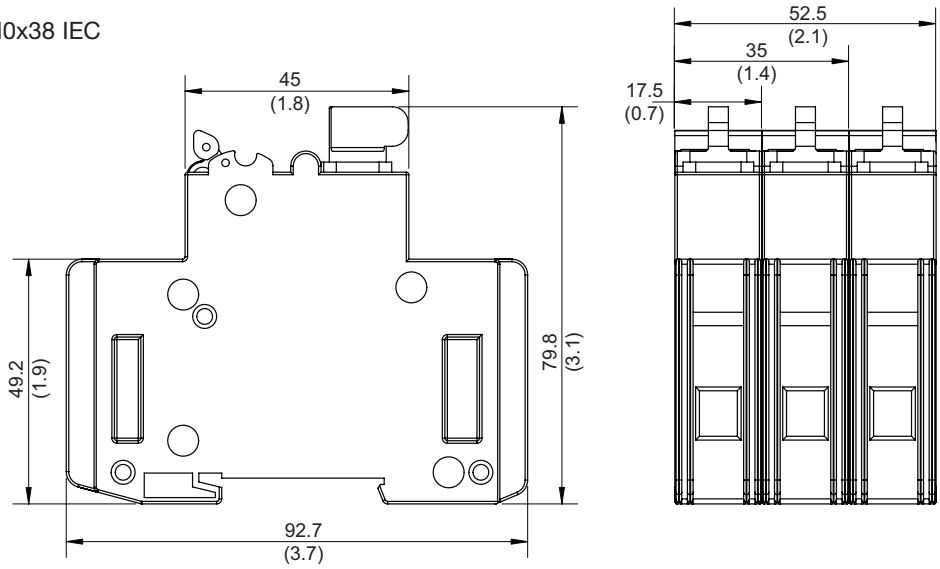

Auxiliary Contacts

PLC Indicator
(Includes leads with spade terminals)



Flex Shaft Handle Mechanism

CCP-_-30_ Accessories					
Description	**Configuration**	**Signal Output**	**Minimum Circuit Voltage**	**Agency Information**	**Part Number**
Auxiliary Contacts NO+NC for Switch Status	1 per CCP	5A/240Vac	–	UL 98 Recognized, cURus 22.2 No. 4-04, IEC 60947-5-1 AC15	CCP-AUX*
Wired Remote Fuse Indication for PLC Applications	1 per CCP	24Vdc	100Vac	UL 98 Recognized, cURus 22.2 No. 4-04	CCP-PLC-IND*
Flex Shaft Handle Mechanism	3-Pole CCP	–	–	UL 98 Recognized	CCPHM-FXX**

* Refer to Data Sheet # 1157 for details, cannot be used with rotary or flange handle mechanism.
** CCP-3-30CC only - switch is included when ordering this part number, refer to Product Profile #3178 for details.

代理商：博孚美科 www.bussmann.net.cn

代理商：博孚美科 www.bussmann.net.cn

Compact Circuit Protector (CCP) Disconnect Switch—30, 60 & 100A

1-, 2- & 3-Pole, Class CF CUBEFuse™

Switch											
					Max Horsepower Rating						
Amp Rating	Fuse Class	Number of Poles	Volts	SCCR	120 Vac	240 Vac	480 Vac	600 Vac	Wire Size	Wire Type*	Part Number
30	CF	1	600Vac 125Vdc	200kA	1.5	—	—	—	Single/Dual #18-6 Sol/Str Single #4 Sol/Str Spade Terminal**	75°C Cu	CCP-1-30CF
30	CF	2	600Vac 125Vdc	200kA	—	3	—	—		75°C Cu	CCP-2-30CF
30	CF	3	600Vac 125Vdc	200kA	—	5	15	10		75°C Cu	CCP-3-30CF
60	CF	1	600Vac 125Vdc	200kA	3	—	—	—		75°C Cu	CCP-1-60CF
60	CF	2	600Vac 125Vdc	200kA	—	7.5	—	—		75°C Cu	CCP-2-60CF
60	CF	3	600Vac 125Vdc	200kA	—	7.5	20	10		75°C Cu	CCP-3-60CF
100	CF	1	600Vac	200kA	5	—	—	—	Single #8-10 Sol/Str #8-1 Str Dual #6 Str Spade Terminal**	75°C Cu	CCP-1-100CF
100	CF	2	600Vac	200kA	—	10	—	—		75°C Cu	CCP-2-100CF
100	CF	3	600Vac	200kA	—	20	50	50		75°C Cu	CCP-3-100CF

* 75°C or higher.
** Spade terminal, 30A max, insulated flange, wire size #12-10 for #8 stud.

Specifications

Agency Information

- CE Compliant
- RoHS Compliant
- UL 98 Listed, File E302370, Guide WHTY
- cULus to CSA Standard 22.2 No. 4-04, File 302370, Guide WHTY7

Terminals

- Single/dual conductor box lug or spade terminal suitable for line, load or accessory connection
- Torque: 0-60A: - #18-10 20Lb-In
  - #8-4 35Lb-In
  70-100A: - #18-10 Single 25Lb-In
  - #8-2 Single 35Lb-In
  - #1 Single 40Lb-In
  - #6 Dual 45Lb-In

Fuses

- Uses finger-safe Class CF CUBEFuse™ with Class J performance
  - Low-Peak™ dual-element, time-delay*
    - Non-indicating 1-100A
    - Indicating 6-100A
  - Fast-Acting** 1-100A

* See Data Sheet # 9000
** See Data sheet # 2147

Storage and Operating Temperature

- -20ºC to 75ºC***

*** For fuse performance under or above 25ºC, consult fuse performance derating charts in the Bussmann publication titled *Selecting Protective Devices* (SPD) reorder #3002.

Flammability Rating UL 94V0

Lockout/Tagout Provisions

- 4mm shank lock or standard pin-out devices

Mounting

- 35mm DIN-Rail

Local Open Fuse Indication Minimum Voltage†

- 90Vac/115Vdc

† Circuit must be closed for indication light to illuminate.

Features

- Ampacity rejecting disconnects will not accept CUBEFuse amp ratings greater than switch rating
- IP20 Finger-safe construction with #10 or larger wire
- Switch interlock prohibits removing the fuse under load

Accessories

- Auxiliary contacts
- PLC Wired remote fuse indication (up to 60A)
- Rotary handle mechanism
- Flex shaft handle mechanism

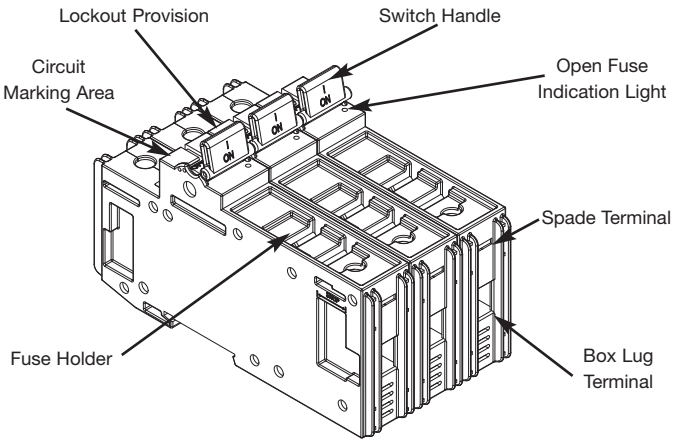

Data Sheet: 1157

代理商：博孚美科 www.bussmann.net.cn

代理商：博孚美科 www.bussmann.net.cn

Compact Circuit Protector (CCP) Disconnect Switch—30, 60 & 100A

1-, 2- & 3-Pole, Class CF CUBEFuse™

Dimensions – mm (in)

30 and 60 Amp

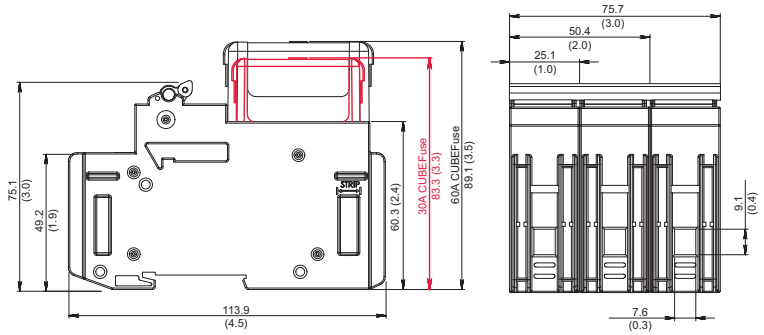

100 Amp

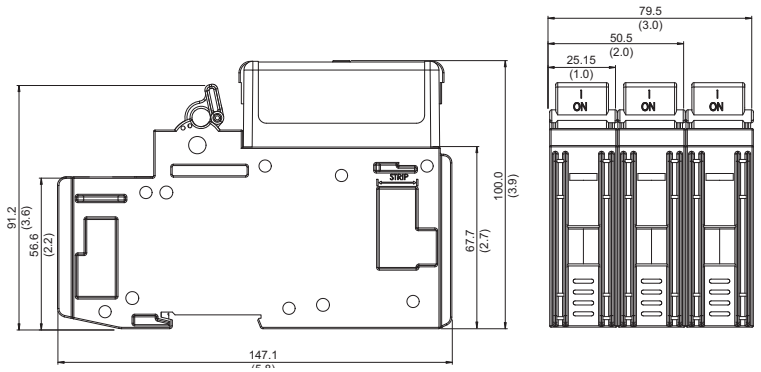

Auxiliary Contacts



PLC Indicator
(Includes leads with spade terminals)

Rotary Handle
Mechanism



Flex Shaft
Handle Mechanism

CCP-_-_CF Accessories					
Description	**Configuration**	**Signal Output**	**Minimum Circuit Voltage**	**Agency Information**	**Part Number**
Auxiliary Contacts NO+NC for Switch Status up to 60A	1 per CCP	5A/240Vac	–	UL 98 Recognized, cURus 22.2 No. 4-04, IEC 60947-5-1 AC15	CCP-AUX*
Auxiliary Contacts NO+NC for Switch Status 70 to 100A	1 per CCP	5A/240Vac	–	UL 98 Recognized, CSA C22.2 No. 4	CCP-AUX-100*
Wired Remote Fuse Indication for PLC Applications	1 per CCP	24Vdc	100Vac	UL 98 Recognized, cURus 22.2 No. 4-04	CCP-PLC-IND*
Wired Remote Fuse Indication for PLC Applications up to 60A	1 per CCP	8A/24Vdc	100Vac	UL 98 Recognized, CSA C22.2 No. 4	CCP-PLC-100*
Rotary Handle Mechanism	3-Pole CCP	–	–	UL 98 Recognized	CCPHM-RXX**
Flex Shaft Handle Mechanism	3-Pole CCP	–	–	UL 98 Recognized	CCPHM-FXX***

* Refer to Data Sheet # 1157 for details, cannot be used with rotary or flange handle mechanism.
** CCP-3-100CF only. Order switch separately. Refer to Product Profile #3178 for details.
*** CCP-3-30CF, CCP-3-60CF and CCP-3-100CF. Order switch separately. Refer to Product Profile #3178 for details.

代理商：博孚美科 www.bussmann.net.cn

代理商：博孚美科 www.bussmann.net.cn

UL 98 Fused Rotary Disconnect Switches—30 to 800A

Description

Cooper Bussmann UL 98 and UL 489 fused disconnect switches “break” and “make” power circuits ON and OFF load.

The switches employ double break contacts per pole that help ensure complete isolation of the fuse when the switch is in the "OFF" position.

Features

- Make and break power under load
- Double break by pole
- DIN-Rail or panel mount (30-100A)
- Up to 200kA Short-Circuit Current Rating
- Finger-safe covers
- Compact footprints available
- Defeatable handles automatically re-latch when the panel door is closed
- Most disconnect switches are front, right side, flange or direct handle operable
- NFPA 79 Compliant handle kits

Agency Information

- UL 98, Guide WHTY, File E155130
- UL 489, Guide WJAZ, File E359801
- CSA 22.2 No. 4, File 257020
- Conforms with IEC 60947-3
- NFPA 79 (2002 Edition)

Online Resources

Visit www.cooperbussmann.com/Disconnects for:

- CAD Drawings
- Instruction Sheets
- UL Information



QuikShip Everyday

QuikShip Everyday Service ships the most common part numbers within 24 hours. Contact your Cooper Bussmann representative for details.

Available Cooper Bussmann Fuses

Class	Type	Data Sheet #
CC	LP-CC Time-Delay, Current Limiting	1023
CC	FNQ-R Time-Delay	1014
CC	KTK-R Fast-Acting	1015
J	LPJ Time-Delay, Current Limiting	1006 (0-60A)
J		1007 (70-600A)
J	With *easy*ID™ open fuse indication	1062 (6-60A)
J		1063 (70-600A)
J	JKS Fast-Acting Fuses	1026 (0-60A)
J		1027 (70-600A)
J	DFJ High Speed Drive Fuse	1048 (0-600A)
L	KRP-C Time-Delay, Current Limiting	1008
L	KTU Fast-Acting	1010
L	KLU Time-Delay	1013

代理商：博孚美科 www.bussmann.net.cn

代理商：博孚美科 www.bussmann.net.cn

UL 98 Fused Rotary Disconnect Switches—30 to 800A

UL Electrical Specifications


RDF30CC-3


RDF30J-3 / RDF60J-3-COMP

RDF60J-3


RDF200J-3

RDF600J-3

Part Number										
2-Pole	—	—	RDF30J-2	RDF60J-2-COMP	RDF60J-2	RDF100J-2	RDF200J-2	RDF400J-2	RDF600J-2	RDF800L-2
3-Pole	RDF30CC-3	RDF30J-3-COMP	RDF30J-3	RDF60J-3-COMP	RDF60J-3	RDF100J-3	RDF200J-3	RDF400J-3	RDF600J-3	RDF800L-3
3-Pole + Neutral	RDF30CC-3N	RDF30J-3N-COMP	—	—	—	—	—	—	—	—
4-Pole	—	—	RDF30J-4	RDF60J-4-COMP	RDF60J-4	RDF100J-4	RDF200J-4	RDF400J-4	RDF600J-4	RDF800L-4
UL Standard	UL 489	UL 489	UL 98	UL 98	UL 98	UL 98	UL 98	UL 98	UL 98	UL 98
Fuse Class	CC	J	J	J	J	J	J	J	J	L
Max Fuse/Ampacity	30	30	30	60	60	100	200	400	600	800
Switch Type	Compact	Compact	Standard	Compact	Standard	Standard	Standard	Standard	Standard	Standard
Handle Operation	Front	Front	Front/Side Flange	Front/Side Flange	Front/Side Flange	Front/Side Flange	Front/Side Flange	Front/Side	Front	Front
UL Electrical Ratings										
Max AC Volts	600Vac	600Vac	600Vac	600Vac	600Vac	600Vac	600Vac	600Vac	600Vac	600Vac
Max DC Volts*	—	—	250Vdc	250Vdc	250Vdc	250Vdc	—	250Vdc	600Vdc	600Vdc
Std AC Horsepower Ratings										
1-Phase, 240Vac	—	—	3	10	10	10	10	10	—	—
3-Phase, 240Vac	3	3	3	7.5	7.5	15	25	50	75	75
3-Phase, 480Vac	5.0	5.0	5.0	15	15	25	50	100	150	200
3-Phase, 600Vac	7.5	7.5	7.5	15	15	30	60	125	200	250
Max AC Horsepower Ratings										
3-Phase, 240Vac	7.5	7.5	7.5	15	15	30	60	125	200	200
3-Phase, 480Vac	15	15	15	30	30	60	125	250	400	500
3-Phase, 600Vac	20	20	20	50	50	75	150	350	500	500
DC Horsepower Ratings										
125Vdc	—	—	3	5	5	7.5	—	20	—	—
250Vdc	—	—	5	10	10	20	—	50	—	—
Electrical Characteristics										
SCCR	100kA	100kA	200kA	100kA	200kA	200kA	200kA	200kA	200kA	200kA
Terminal Lugs/Kits	Integral	Integral	Integral	Integral	Integral	Integral	•	•	•	•
Mounting Torque - Lb-In (N•m)	—	—	—	—	—	—	160 (18)	310 (35)	310 (35)	310 (35)
Wire Type	75°C Cu	75°C Cu	75°C Cu	75°C Cu	75°C Cu	75°C Cu	75°C Cu/Al	75°C Cu/Al	75°C Cu/Al	75°C Cu/Al
Wire Range & Torque - Lb-In (N•m)										
Solid	#14-10 27 (3.1)	#14-10 27 (3.1)	#14-10 31 (3.5)	#14-10 31 (3.5)	#12-10 35.4 (4)	#12-10 35.4 (4)	— —	— —	— —	— —
Stranded	#14-10 27 (3.1)	#14-10 27 (3.1)	#14-6 31 (3.5)	#14-6 31 (3.5)	#12-1 35.4 (4)	#12-1 35.4 (4)	#6-300MCM 275 (31)	#4-600MCM 550 (62) Dual 1/0-250MCM 550 (62)	(2) #2-600MCM 375 (42.4)	(2) #2-600MCM 375 (42.4)
Mechanical Characteristics										
Endurances/Cycles	10,000	10,000	10,000	10,000	10,000	10,000	8000	6000	5000	5000
Physical Characteristics										
Dimensions										
See drawings on product pages										
Weight - Lbs (KG)										
2-Pole	—	—	3.0 (1.3)	3.1 (1.4)	4.0 (1.8)	4.07 (1.8)	5.7 (2.6)	11.4 (5.2)	31.7 (14.4)	31.7 (14.4)
3-Pole	1.3 (0.6)	1.4 (0.6)	3.8 (1.7)	4.1 (1.8)	5.3 (2.4)	5.3 (2.4)	7.8 (3.5)	16.6 (7.6)	44.2 (20.1)	44.2 (20.1)
3-Pole + Neutral	1.4 (0.6)	1.5 (0.7)	—	—	—	—	—	—	—	—
4-Pole	—	—	4.7 (2.1)	4.8 (2.2)	X.X (2.9)	6.49 (2.9)	10.8 (4.9)	21.8 (9.9)	56.8 (25.8)	56.8 (25.8)
Environmental										
Operating Temp. Range	-20°C to 70°C	-20°C to 70°C	-20°C to 70°C	-20°C to 70°C	-20°C to 70°C	-20°C to 70°C	-20°C to 70°C	-20°C to 70°C	-20°C to 70°C	-20°C to 70°C
Flammability Rating	UL 94-V0	UL 94-V0	UL 94-V0	UL 94-V0	UL 94-V0	UL 94-V0	UL 94-V0	UL 94-V0	UL 94-V0	UL 94-V0
Accessories										
Lug Kit	Integral	Integral	Integral	Integral	Integral	Integral	•	•	•	•
Handles Direct	•	•	•	•	•	•	•	•	•	•
Front Selector	•	•	—	—	—	—	—	—	—	—
Front Pistol	•	•	•	•	•	•	•	•	•	•
Side Pistol	—	—	•	•	•	•	•	•	—	—
Flange										
Cable	—	—	•	•	•	•	•	—	—	—
Shaft	—	—	•	•	•	•	•	—	—	—
NFPA Through Door Handle	•	•	•	•	•	•	•	•	•	•
Shafts c/s - mm	5x5	5x5	10x10	10x10	10x10	10x10	10x10	10x10	12X12	12X12
Terminal Shrouds	Not Required	Not Required	Not Required	Not Required	Not Required	Not Required	•	•	•	•
Auxiliary Contacts										
(1) NO	•	•	•	•	•	•	•	•	•	•
(1) NC	•	•	•	•	•	•	•	•	•	•
AC Ratings										
Volts	600	600	600	600	600	600	600	600	600	600
Amps	10	10	10	10	10	10	10	10	10	10

• Available, see product page for details and part numbers.
— Not available.
* General purpose only, not photovoltaic rated.

代理商：博孚美科 www.bussmann.net.cn

代理商：博孚美科 www.bussmann.net.cn

UL 98 Fused Rotary Disconnect Switches—30A

Compact Class CC & Class J

For a Complete Assembly, Please Select:

Select for Standard Applications

Switch



Amp Rating	Fuse Class	Number of Poles	SCCR	Max Horsepower Rating, 3-Ph 220/240Vac	440/480Vac	600 Vac	Wire Size	Wire Type	Part Number
30	CC	3	100kA	7.5	15	20	#14-10 Sol/Str	75°C Cu	RDF30CC-3
30	CC	3 + Ntrl*	100kA	7.5	15	20	#14-10 Sol/Str	75°C Cu	RDF30CC-3N
30	J	3	100kA	7.5	15	20	#14-10 Sol/Str	75°C Cu	RDF30J-3-COMP
30	J	3 + Ntrl*	100kA	7.5	15	20	#14-10 Sol/Str	75°C Cu	RDF30J-3N-COMP

* Neutral is switched.

+

Handle

Direct Mount Handle - mounts directly to switch, no shaft required

For Switch Part Number	Color	Test Function	Padlockable		Part Number
RDF30CC-_	Black	Y	Y		DIR-05
RDF30J-_-COMP	Black	Y	Y		DIR-06

or

+

External Front Operated Selector Handle - shaft required

NEMA Type	Color	Test Function	Padlockable	Defeatable	Part Number
1, 3R, 4, 4X, 12	Black	N	Y	Y	H4X-04B
1, 3R, 4, 4X, 12	Red/Yellow	N	Y	Y	H4X-04R

Shafts for Selector Handles

Length in (mm)	Mounting Depth (X) in (mm)		Part Number
7.9 (200)	4.02~9.65 (102~245)		SH1-200
12.6 (320)	4.02~14.37 (102~365)		SH1-320
15.7 (400)	4.02~17.52 (102~445)		SH1-400

or

or

+

External Front Operated Pistol Handles - shaft required

NEMA Type	Color	Test Function	Padlockable	Defeatable	Part Number
1, 3R, 12	Black	N	Y	Y	H12-05B
1, 3R, 12	Red/Yellow	N	Y	Y	H12-05R
1, 3R, 4, 4X, 12	Black	N	Y	Y	H4X-05B
1, 3R, 4, 4X, 12	Red/Yellow	N	Y	Y	H4X-05R
1, 3R, 4, 4X, 12	Black	Y	Y	Y	H4X-05TB
1, 3R, 4, 4X, 12	Red/Yellow	Y	Y	Y	H4X-05TR

Metallic Hasp (Heavy Duty) External Front Operated Pistol Handles - shaft required

NEMA Type	Color	Test Function	Padlockable	Defeatable	Part Number
1, 3R, 4, 4X, 12	Black	N	Y	Y	H4X-05BHD
1, 3R, 4, 4X, 12	Red/Yellow	N	Y	Y	H4X-05RHD

Shafts for Pistol Handles

Length in (mm)	Mounting Depth (X) in (mm)		Part Number
7.9 (200)	4.02~9.65 (102~245)		SH2-200
12.6 (320)	4.02~14.37 (102~365)		SH2-320
15.7 (400)	4.02~17.52 (102~445)		SH2-400

or



NFPA Through the Door Handle Kit - to be used with selector handle or front pistol handle

Color		Test Function	Padlockable	Defeatable	Part Number
Red		N	Y	N	H79-1

and…

Accessories

Auxiliary Contacts



Contact Type	Number of Contacts	Continuous Amp Rating	Voltage Rating	Maximum Number of Auxiliary Contacts per Disconnect Switch Part Number	Part Number
NO	1	10A	600Vac	RDF30CC-_: 4 / 8 with BAC-HOLDER2	BAC05(1)
NC	1	10A	600Vac	RDF30J-_-COMP: 2 /6 with BAC-HOLDER2	BAC06(1)
Auxillary Contact Holder				Accepts 4 Auxillary Contacts: BAC05 or BAC06	BAC-HOLDER2(2)

代理商：博孚美科 www.bussmann.net.cn

代理商：博孚美科 www.bussmann.net.cn

UL 98 Fused Rotary Disconnect Switches—30A

Compact Class CC & Class J

Dimensions – in (mm)

• RDF30CC-_

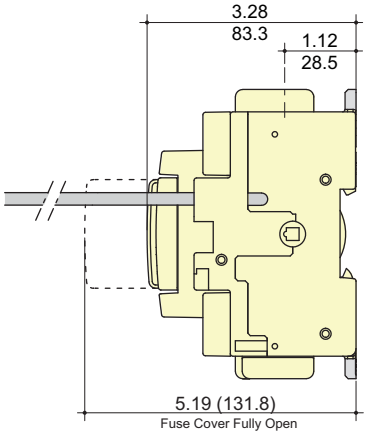

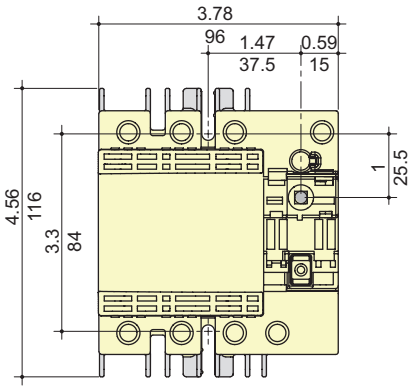

•RDF30J-_-COMP

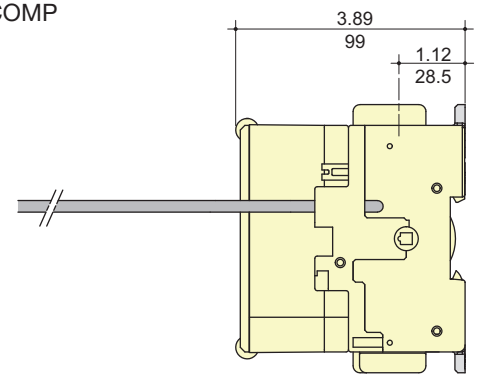

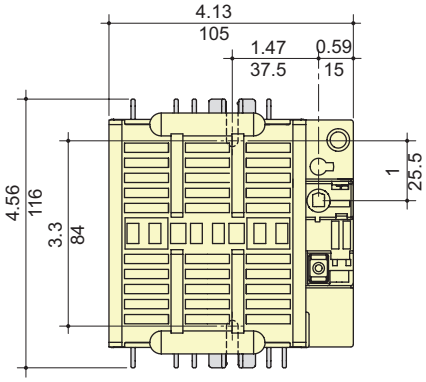

External Front Selector Handle

Selector Handle Type

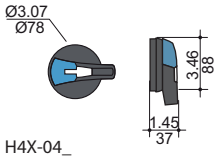

Direction of Front Operation

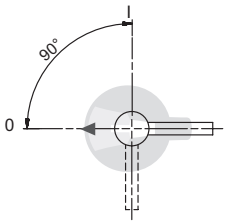

Door Drilling Layout

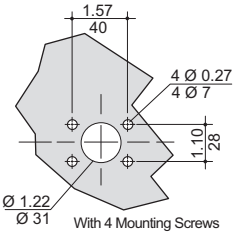

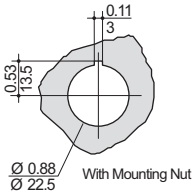

External Front Pistol Handles

Pistol Handle Type

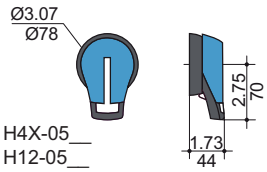

Direction of Front Operation

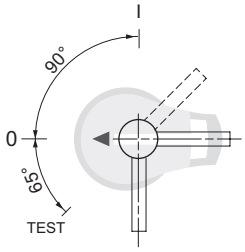

Door Drilling Layout

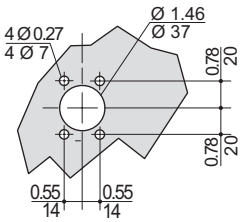

代理商：博孚美科 www.bussmann.net.cn

代理商：博孚美科 www.bussmann.net.cn

UL 98 Fused Rotary Disconnect Switches—30A

Standard Class J

For a Complete Assembly, Please Select:

Select for Standard Applications

Switch

Amp Rating	Fuse Class	No. of Poles	SCCR	Max Horsepower Rating 1-Phase 220/240Vac	3-Phase 220/240Vac	3-Phase 440/480Vac	3-Phase 600 Vac	DC* 125 Vdc	DC* 250 Vdc	Wire Size	Wire Type	Part Number
30	J	2	200kA	3	-	-	-	3	5	#14-10 Sol #14-6 Str	75°C Cu	RDF30J-2
30	J	3	200kA	-	7.5	15	20	3	5	#14-10 Sol #14-6 Str	75°C Cu	RDF30J-3
30	J	4	200kA	-	7.5	15	20	3	5	#14-10 Sol #14-6 Str	75°C Cu	RDF30J-4

* DC Ratings use two poles in series.

+

Handle

Direct Mount Handle - mounts directly to switch, no shaft required

For Switch Part Number	Color	Test Function	Padlockable		Part Number
All Switches	Black	Y	Y - On Switch		DIR-07

or

or

+

External Front Operated Pistol Handles - shaft required

NEMA Type	Color	Test Function	Padlockable	Defeatable	Part Number
1, 3R, 12	Black	N	Y	Y	H12-05B
1, 3R, 12	Red/Yellow	N	Y	Y	H12-05R
1, 3R, 4, 4X, 12	Black	N	Y	Y	H4X-05B
1, 3R, 4, 4X, 12	Red/Yellow	N	Y	Y	H4X-05R
1, 3R, 4, 4X, 12	Black	Y	Y	Y	H4X-05TB
1, 3R, 4, 4X, 12	Red/Yellow	Y	Y	Y	H4X-05TR

Metallic Hasp (Heavy Duty) External Front Operated Pistol Handles - shaft required

NEMA Type	Color	Test Function	Padlockable	Defeatable	Part Number
1, 3R, 4, 4X, 12	Black	N	Y	Y	H4X-05BHD
1, 3R, 4, 4X, 12	Red/Yellow	N	Y	Y	H4X-05RHD

External Right Side Operated Pistol Handles - shaft required

NEMA Type	Color	Test Function	Padlockable	Defeatable	Part Number
1, 3R, 4, 4X, 12	Black	N	Y	N/A	H4X-05SB
1, 3R, 4, 4X, 12	Red/Yellow	N	Y	N/A	H4X-05SR

Shafts for Pistol Handles

Length in (mm)	Mounting Depth (X) in (mm)		Part Number
7.9 (200)	5.30~9.06 (135~230)		SH5-200
12.6 (320)	5.30~13.78 (135~350)		SH5-320
15.7 (400)	5.30~16.93 (135~430)		SH5-400

or



Flange Handle(1) - requires shaft operated mechanism or cable operated mechanism + cable

NEMA Type	Flange Style	Test Function	Padlockable	Defeatable	Part Number
1, 3R, 4, 12	Standard	N	Y	Y	FLH1
1, 3R, 4, 4X, 12	Chrome Plated	N	Y	Y	FLH2

Shaft Operated Flange Mechanism(2) - includes shaft

For Enclosure Depth - in (mm)		Part Number
6~24 (152~613)		FLRM

Cable Operated Flange Mechanism and Cable - must select Mechanism(3) *and* Cable(4)

Item / Length		Part Number
Cable Mechanism		FLCM
36" (900mm) Cable		FLC36
60" (1500mm) Cable		FLC60
120" (3000mm) Cable		FLC120

or



NFPA Through the Door Handle Kit - to be used with selector handle or front pistol handle

Color		Test Function	Padlockable	Defeatable	Part Number
Red		N	Y	N	H79-2

代理商：博孚美科 www.bussmann.net.cn

代理商：博孚美科 www.bussmann.net.cn

UL 98 Fused Rotary Disconnect Switches—30A

Standard Class J

and …

Acc. AUX CONTACTS

Auxillary Contacts

Contact Type	Number of Contacts	Continuous Amp Rating	Voltage Rating	Max Number of Aux Contacts per Switch	Part Number
NO	1	10A	600Vac	4	BAC05
NC	1	10A	600Vac	4	BAC06

Dimensions – in (mm)

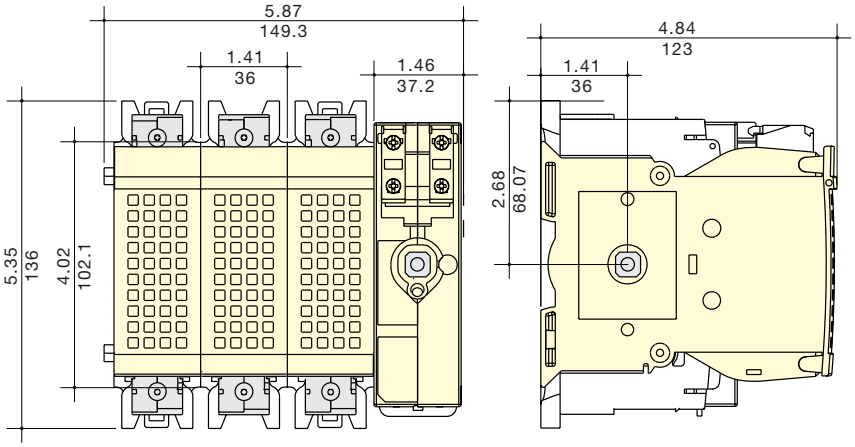

Direct Mount Handle

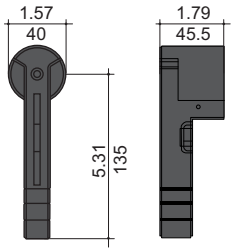

DIR-07

Flange Handle

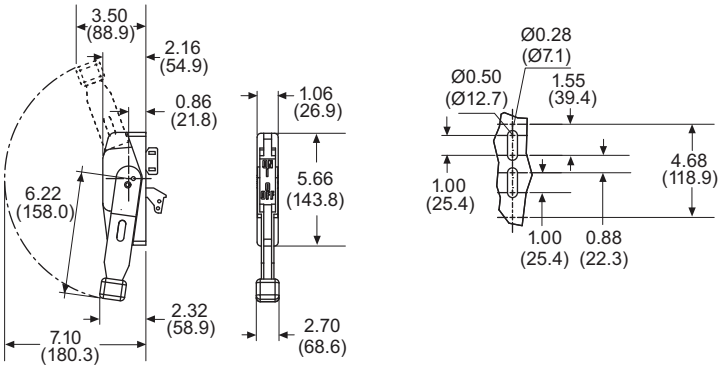

FLH_

External Front & Right Side Pistol Handle

Handle Type

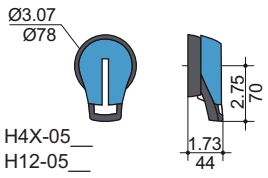

H4X-05__
H12-05__

Direction of Front Operation

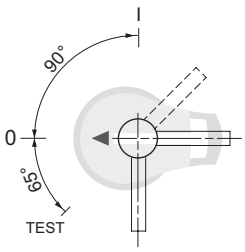

Direction of Right Side Operation

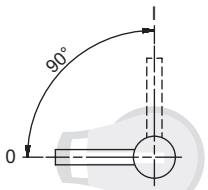

Door Drilling Layout

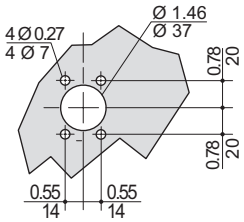

代理商：博孚美科 www.bussmann.net.cn

代理商：博孚美科 www.bussmann.net.cn

UL 98 Fused Rotary Disconnect Switches—60A

Compact Class J

For a Complete Assembly, Please Select:

Select for Standard Applications

Switch

Amp Rating	Fuse Class	Number of Poles	SCCR	Max Horsepower Rating 1-Phase 220/240Vac	3-Phase 220/240Vac	3-Phase 440/480Vac	3-Phase 600 Vac	DC* 125 Vdc	DC* 250 Vdc	Wire Size	Wire Type	Part Number
60	J	2	100kA	10	-	-	-	5	10	#14-10 Sol #14-6 Str	75°C Cu	RDF60J-2-COMP
60	J	3	100kA	-	15	30	50	5	10	#14-10 Sol #14-6 Str	75°C Cu	RDF60J-3-COMP
60	J	4	100kA	-	15	30	50	5	10	#14-10 Sol #14-6 Str	75°C Cu	RDF60J-4-COMP

* DC Ratings use two poles in series.

+

Handle

Direct Mount Handle - mounts directly to switch, no shaft required

For Switch Part Number	Color	Test Function	Padlockable		Part Number
All Switches	Black	Y	Y - On Switch		DIR-07

or

External Front Operated Pistol Handles - shaft required

NEMA Type	Color	Test Function	Padlockable	Defeatable	Part Number
1, 3R, 12	Black	N	Y	Y	H12-05B
1, 3R, 12	Red/Yellow	N	Y	Y	H12-05R
1, 3R, 4, 4X, 12	Black	N	Y	Y	H4X-05B
1, 3R, 4, 4X, 12	Red/Yellow	N	Y	Y	H4X-05R
1, 3R, 4, 4X, 12	Black	Y	Y	Y	H4X-05TB
1, 3R, 4, 4X, 12	Red/Yellow	Y	Y	Y	H4X-05TR

or

Metallic Hasp (Heavy Duty) External Front Operated Pistol Handles - shaft required

NEMA Type	Color	Test Function	Padlockable	Defeatable	Part Number
1, 3R, 4, 4X, 12	Black	N	Y	Y	H4X-05BHD
1, 3R, 4, 4X, 12	Red/Yellow	N	Y	Y	H4X-05RHD

External Right Side Operated Pistol Handles - shaft required

NEMA Type	Color	Test Function	Padlockable	Defeatable	Part Number
1, 3R, 4, 4X, 12	Black	N	Y	N/A	H4X-05SB
1, 3R, 4, 4X, 12	Red/Yellow	N	Y	N/A	H4X-05SR

+

Shafts for Pistol Handles

Length in (mm)	Mounting Depth (X) in (mm)		Part Number
7.9 (200)	5.30~9.06 (135~230)		SH5-200
12.6 (320)	5.30~13.78 (135~350)		SH5-320
15.7 (400)	5.30~16.93 (135~430)		SH5-400

or



Flange Handle(1) - requires shaft operated mechanism or cable operated mechanism + cable

NEMA Type	Flange Style	Test Function	Padlockable	Defeatable	Part Number
1, 3R, 4, 12	Standard	N	Y	Y	FLH1
1, 3R, 4, 4X, 12	Chrome Plated	N	Y	Y	FLH2

Shaft Operated Flange Mechanism(2)- includes shaft

For Enclosure Depth - in (mm)		Part Number
6~24 (152~613)		FLRM

Cable Operated Flange Mechanism and Cable - must select Mechanism(3) *and* Cable(4)

Item / Length		Part Number
Cable Mechanism		FLCM
36” (900mm) Cable		FLC36
60” (1500mm) Cable		FLC60
120” (3000mm) Cable		FLC120

or



NFPA Through the Door Handle Kit - to be used with selector handle or front pistol handle

Color		Test Function	Padlockable	Defeatable	Part Number
Red		N	Y	N	H79-2

代理商：博孚美科 www.bussmann.net.cn

代理商：博孚美科 www.bussmann.net.cn

UL 98 Fused Rotary Disconnect Switches—60A

Compact Class J

and …

Acc. Aux Contacts

Auxillary Contacts

Contact Type	Number of Contacts	Continuous Amp Rating	Voltage Rating	Max Number of Aux Contacts per Switch	Part Number
NO	1	10A	600Vac	4	BAC05
NC	1	10A	600Vac	4	BAC06

Dimensions – in (mm)

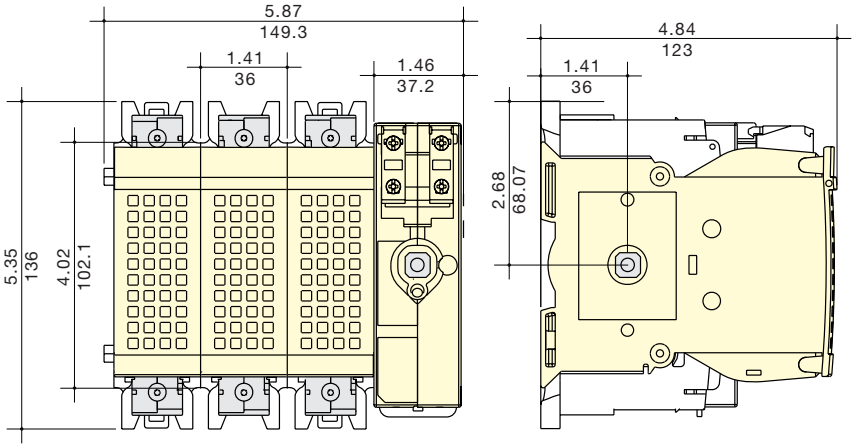

Direct Mount Handle

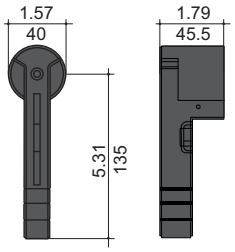

DIR-07

Flange Handle

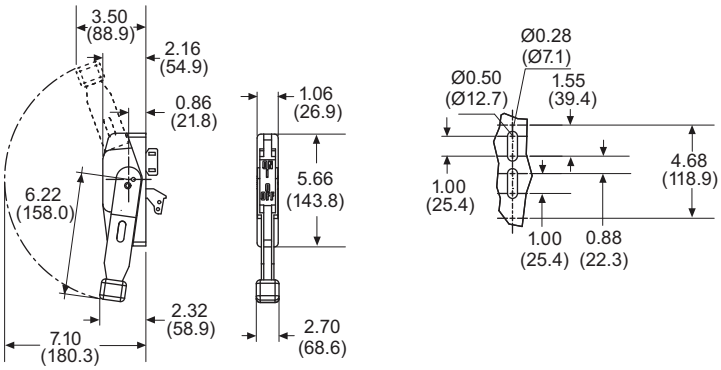

FLH_

External Front & Right Side Pistol Handle

Handle Type | Direction of Front Operation | Direction of Right Side Operation | Door Drilling Layout

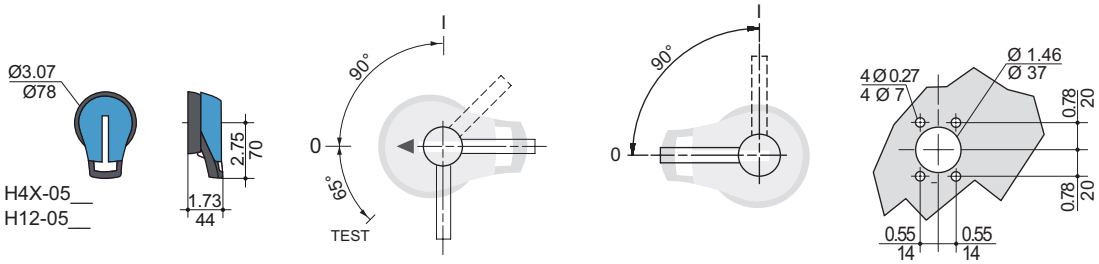

H4X-05__
H12-05__

代理商：博孚美科 www.bussmann.net.cn

代理商：博孚美科 www.bussmann.net.cn

UL 98 Fused Rotary Disconnect Switches—60A

Standard Class J

For a Complete Assembly, Please Select:

Select for Standard Applications

Switch

Amp Rating	Fuse Class	Number of Poles	SCCR	Max Horsepower Rating 1-Phase 220/240Vac	3-Phase 220/240Vac	3-Phase 440/480Vac	3-Phase 600 Vac	DC* 125 Vdc	DC* 250 Vdc	Wire Size	Wire Type	Part Number
60	J	2	200kA	10	-	-	-	5	10	#12-10 Sol #12-1 Str	75°C Cu	RDF60J-2
60	J	3	200kA	-	15	30	50	5	10	#12-10 Sol #12-1 Str	75°C Cu	RDF60J-3
60	J	4	200kA	-	15	30	50	5	10	#12-10 Sol #12-1 Str	75°C Cu	RDF60J-4

* DC Ratings use two poles in series.

+

Direct Mount Handle - mounts directly to switch, no shaft required

For Switch Part Number	Color	Test Function	Padlockable		Part Number
All Switches	Black	Y	Y		DIR-07

or

External Front Operated Pistol Handles - shaft required

NEMA Type	Color	Test Function	Padlockable	Defeatable	Part Number
1, 3R, 12	Black	N	Y	Y	H12-03B
1, 3R, 12	Red/Yellow	N	Y	Y	H12-03R
1, 3R, 4, 4X, 12	Black	N	Y	Y	H4X-06B
1, 3R, 4, 4X, 12	Red/Yellow	N	Y	Y	H4X-06R
1, 3R, 4, 4X, 12	Black	Y	Y	Y	H4X-06TB
1, 3R, 4, 4X, 12	Red/Yellow	Y	Y	Y	H4X-06TR

or

Metallic Hasp (Heavy Duty) External Front Operated Pistol Handles - shaft required

NEMA Type	Color	Test Function	Padlockable	Defeatable	Part Number
1, 3R, 4, 4X, 12	Black	N	Y	Y	H4X-06BHD
1, 3R, 4, 4X, 12	Red/Yellow	N	Y	Y	H4X-06RHD

External Right Side Operated Pistol Handles - shaft required

NEMA Type	Color	Test Function	Padlockable	Defeatable	Part Number
1, 3R, 4, 4X, 12	Black	N	Y	N/A	H4X-06SB
1, 3R, 4, 4X, 12	Red/Yellow	N	Y	N/A	H4X-06SR

+

Shafts for Pistol Handles

Length in (mm)	Mounting Depth (X) in (mm)		Part Number
7.9 (200)	5.30~9.06 (135~230)		SH5-200
12.6 (320)	5.30~13.78 (135~350)		SH5-320
15.7 (400)	5.30~16.93 (135~430)		SH5-400

or



Flange Handle(1) - requires shaft operated mechanism or cable operated mechanism + cable

NEMA Type	Flange Style	Test Function	Padlockable	Defeatable	Part Number
1, 3R, 4, 12	Standard	N	Y	Y	FLH1
1, 3R, 4, 4X, 12	Chrome Plated	N	Y	Y	FLH2

Shaft Operated Flange Mechanism(2) - includes shaft

For Enclosure Depth in (mm)		Part Number
6~24 (152~613)		FLRM

Cable Operated Flange Mechanism and Cable - must select Mechanism(3) *and* Cable(4)

Item / Length		Part Number
Cable Mechanism		FLCM
36" (900mm) Cable		FLC36
60" (1500mm) Cable		FLC60
120" (3000mm) Cable		FLC120

代理商：博孚美科 www.bussmann.net.cn

代理商：博孚美科 www.bussmann.net.cn

UL 98 Fused Rotary Disconnect Switches—60A

Standard Class J

Select NFPA Handle

or

NFPA Through the Door Handle Kit - to be used with front pistol handle

Color		Test Function	Padlockable	Defeatable	Part Number
Red		N	Y	N	H79-2

and …

Acc. Aux Contacts

Auxillary Contacts

Contact Type	Number of Contacts	Continuous Amp Rating	Voltage Rating	Max Number of Aux Contacts per Switch	Part Number
NO	1	10A	600Vac	4	BAC05
NC	1	10A	600Vac	4	BAC06

Dimensions – in (mm)

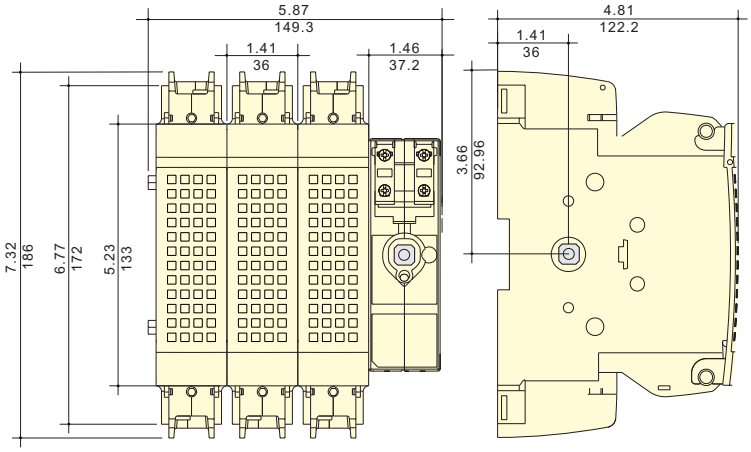

Direct Mount Handle

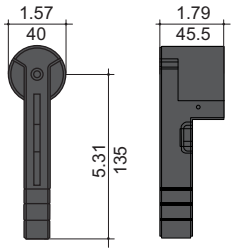

DIR-07

Flange Handle

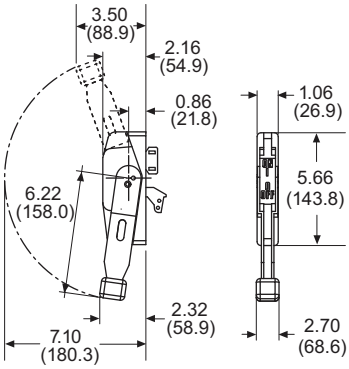

FLH_

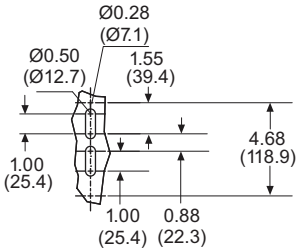

External Front and Right Side Pistol Handle

Handle Type

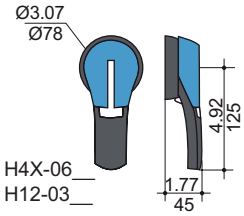

H4X-06__
H12-03__

Direction of Front Operation

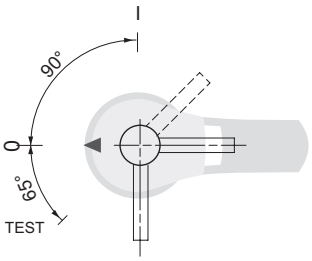

Direction of Right Side Operation

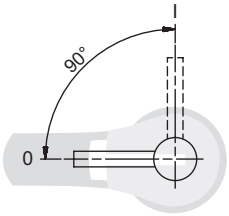

Door Drilling Layout

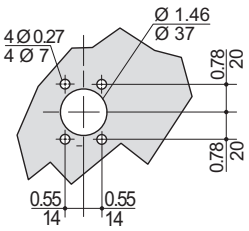

代理商：博孚美科 www.bussmann.net.cn

代理商：博孚美科 www.bussmann.net.cn

UL 98 Fused Rotary Disconnect Switches—100A

Standard Class J

For a Complete Assembly, Please Select:

Select for Standard Applications

Switch

Amp Rating	Fuse Class	Number of Poles	SCCR	Max Horsepower Rating 1-Phase 220/240Vac	3-Phase 220/240Vac	3-Phase 440/480Vac	3-Phase 600 Vac	DC* 125 Vdc	DC* 250 Vdc	Wire Size	Wire Type	Part Number
100	J	2	200kA	10	-	-	-	7.5	20	#12-10 Sol #12-1 Str	75°C Cu	RDF100J-2
100	J	3	200kA	-	30	60	75	7.5	20	#12-10 Sol #12-1 Str	75°C Cu	RDF100J-3
100	J	4	200kA	-	30	60	75	7.5	20	#12-10 Sol #12-1 Str	75°C Cu	RDF100J-4

* DC Ratings use two poles in series.

+

Handle

Direct Mount Handle - mounts directly to switch, no shaft required

For Switch Part Number	Color	Test Function	Padlockable		Part Number
All Switches	Black	Y	Y		DIR-07

or

or

+

External Front Operated Pistol Handles - shaft required

NEMA Type	Color	Test Function	Padlockable	Defeatable	Part Number
1, 3R, 12	Black	N	Y	Y	H12-03B
1, 3R, 12	Red/Yellow	N	Y	Y	H12-03R
1, 3R, 4, 4X, 12	Black	N	Y	Y	H4X-06B
1, 3R, 4, 4X, 12	Red/Yellow	N	Y	Y	H4X-06R
1, 3R, 4, 4X, 12	Black	Y	Y	Y	H4X-06TB
1, 3R, 4, 4X, 12	Red/Yellow	Y	Y	Y	H4X-06TR

Metallic Hasp (Heavy Duty) External Front Operated Pistol Handles - shaft required

NEMA Type	Color	Test Function	Padlockable	Defeatable	Part Number
1, 3R, 4, 4X, 12	Black	N	Y	Y	H4X-06BHD
1, 3R, 4, 4X, 12	Red/Yellow	N	Y	Y	H4X-06RHD

External Right Side Operated Pistol Handles - shaft required

NEMA Type	Color	Test Function	Padlockable	Defeatable	Part Number
1, 3R, 4, 4X, 12	Black	N	Y	N/A	H4X-06SB
1, 3R, 4, 4X, 12	Red/Yellow	N	Y	N/A	H4X-06SR

Shafts for Pistol Handles

Length in (mm)	Mounting Depth (X) in (mm)		Part Number
7.9 (200)	5.30~9.06 (135~230)		SH5-200
12.6 (320)	5.30~13.78 (135~350)		SH5-320
15.7 (400)	5.30~16.93 (135~430)		SH5-400

or



Flange Handle(1) - requires shaft operated mechanism or cable operated mechanism + cable

NEMA Type	Flange Style	Test Function	Padlockable	Defeatable	Part Number
1, 3R, 4, 12	Standard	N	Y	Y	FLH1
1, 3R, 4, 4X, 12	Chrome Plated	N	Y	Y	FLH2

Shaft Operated Flange Mechanism(2) - includes shaft

For Enclosure Depth in (mm)		Part Number
6~24 (152~613)		FLRM

Cable Operated Flange Mechanism and Cable - must select Mechanism(3) *and* Cable(4)

Item / Length		Part Number
Cable Mechanism		FLCM
36" (900mm) Cable		FLC36
60" (1500mm) Cable		FLC60
120" (3000mm) Cable		FLC120

代理商：博孚美科 www.bussmann.net.cn

代理商：博孚美科 www.bussmann.net.cn

UL 98 Fused Rotary Disconnect Switches—100A

Standard Class J

Select NFPA Handle

or

NFPA Through the Door Handle Kit - to be used with front pistol handle

Color		Test Function	Padlockable	Defeatable	Part Number
Red		N	Y	N	H79-2

and …

Acc. Aux Contacts

Auxillary Contacts

Contact Type	Number of Contacts	Continuous Amp Rating	Voltage Rating	Max Number of Aux Contacts per Switch	Part Number
NO	1	10A	600Vac	4	BAC05
NC	1	10A	600Vac	4	BAC06

Dimensions – in (mm)

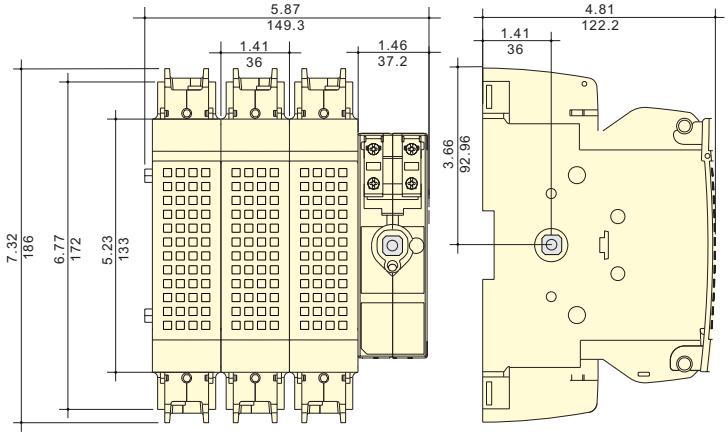

Direct Mount Handle

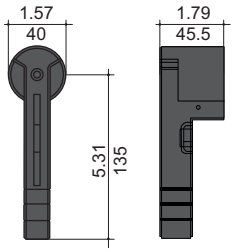

DIR-07

Flange Handle

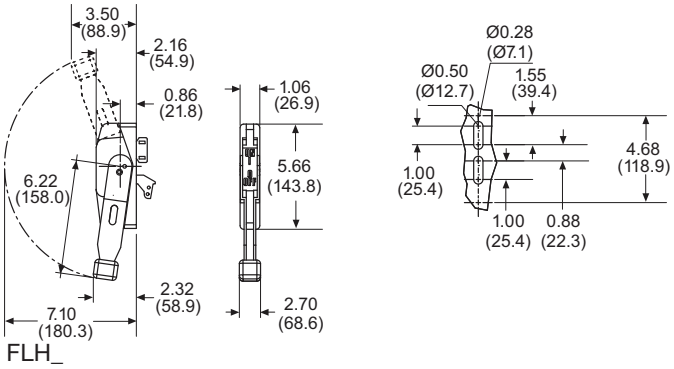

FLH_

External Front & Right Side Pistol Handle

Handle Type | Direction of Front Operation | Direction of Right Side Operation | Door Drilling Layout

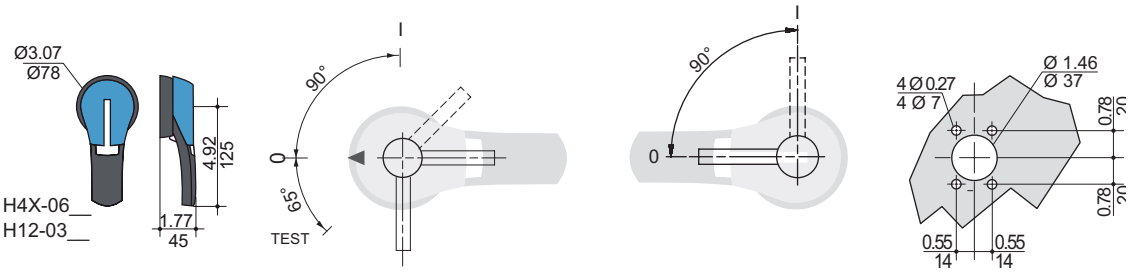

H4X-06__
H12-03__

代理商：博孚美科 www.bussmann.net.cn

代理商：博孚美科 www.bussmann.net.cn

UL 98 Fused Rotary Disconnect Switches—200 & 400A

Standard Class J

For a Complete Assembly, Please Select:

Select for Standard Applications

Switch + Lugs



Switch

Amp Rating	Fuse Class	Number of Poles	SCCR	Max Horsepower Rating 1-Phase 220/240Vac	3-Phase 220/240Vac	3-Phase 440/480Vac	3-Phase 600 Vac	DC* 125 Vdc	DC* 250 Vdc	Part Number
200	J	2	200kA	10	-	-	-	-	-	RDF200J-2
200	J	3	200kA	-	60	125	150	-	-	RDF200J-3
200	J	4	200kA	-	60	125	150	-	-	RDF200J-4
400	J	2	200kA	10	-	-	-	20	50	RDF400J-2
400	J	3	200kA	-	125	250	350	20	50	RDF400J-3
400	J	4	200kA	-	125	250	350	20	50	RDF400J-4

* DC Ratings use two poles in series.

+

Terminal Lug Kit

Switch Amp Rating	Number of Poles	Lugs Per Kit	Wire Range	Wire Type	Part Number
200	2	2	#6-300MCM	75°C Cu/Al	LUG1-2
200	3	3	#6-300MCM	75°C Cu/Al	LUG1-3
200	4	4	#6-300MCM	75°C Cu/Al	LUG1-4
400	2	2	#4-600MCM or Dual 1/0-250MCM	75°C Cu/Al	LUG2-2
400	3	3	#4-600MCM or Dual 1/0-250MCM	75°C Cu/Al	LUG2-3
400	4	4	#4-600MCM or Dual 1/0-250MCM	75°C Cu/Al	LUG2-4

+

Handle

Direct Mount Handle - mounts directly to switch, no shaft required

For Switch Part Number	Color	Test Function	Padlockable		Part Number
All Switches	Black	Y	Y		DIR-07

or

External Front Operated Pistol Handles - shaft required

NEMA Type	Color	Test Function	Padlockable	Defeatable	Part Number
1, 3R, 12	Black	N	Y	Y	H12-03B
1, 3R, 12	Red/Yellow	N	Y	Y	H12-03R
1, 3R, 4, 4X, 12	Black	N	Y	Y	H4X-06B
1, 3R, 4, 4X, 12	Red/Yellow	N	Y	Y	H4X-06R
1, 3R, 4, 4X, 12	Black	Y	Y	Y	H4X-06TB
1, 3R, 4, 4X, 12	Red/Yellow	Y	Y	Y	H4X-06TR

or

Metallic Hasp (Heavy Duty) External Front Operated Pistol Handles - shaft required

NEMA Type	Color	Test Function	Padlockable	Defeatable	Part Number
1, 3R, 4, 4X, 12	Black	N	Y	Y	H4X-06BHD
1, 3R, 4, 4X, 12	Red/Yellow	N	Y	Y	H4X-06RHD

External Right Side Operated Pistol Handles - shaft required

NEMA Type	Color	Test Function	Padlockable	Defeatable	Part Number
1, 3R, 4, 4X, 12	Black	N	Y	N/A	H4X-06SB
1, 3R, 4, 4X, 12	Red/Yellow	N	Y	N/A	H4X-06SR

+

Shafts for Pistol Handles

Length in (mm)	Mounting Depth (X) in (mm)		Part Number
7.9 (200)	200A: 5.70-9.06 (145-230) 400A: 7.87-10.24 (200-260)	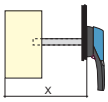	SH5-200
12.6 (320)	200A: 5.70-13.78 (145-350) 400A: 7.87-16.93 (200-380)		SH5-320
15.7 (400)	200A: 5.70-16.93 (145-430) 400A: 7.87-18.10 (200-460)		SH5-400

代理商：博孚美科 www.bussmann.net.cn

代理商：博孚美科 www.bussmann.net.cn

UL 98 Fused Rotary Disconnect Switches—200 & 400A

Standard Class J

Select for Standard Applications — HANDLE



or

Flange Handle[1] ***200A Only*** - requires shaft operated mechanism *or* cable operated mechanism + cable

NEMA Type	Flange Style	Test Function	Padlockable	Defeatable	Part Number
1, 3R, 4, 12	Standard	N	Y	Y	FLH1
1, 3R, 4, 4X, 12	Chrome Plated	N	Y	Y	FLH2

Shaft Operated Flange Mechanism[2] ***200A Only*** - includes shaft

For Enclosure Depth in (mm)		Part Number
6~24 (152~613)		FLRM

Cable Operated Flange Mechanism and Cable ***200A Only*** - must select Mechanism[3] *and* Cable[4]

Item		Part Number
Cable Mechanism		FLCM
36” (900mm) Cable		FLC36
60” (1500mm) Cable		FLC60
120” (3000mm) Cable		FLC120

or



NFPA Through the Door Handle Kit - to be used with front pistol handle

Use with Switch	Color	Test Function	Padlockable	Defeatable	Part Number
RDF200J-_	Red	N	Y	N	H79-2
RDF400J-_	Red	N	Y	N	H79-3

and …

Accessories — AUX CONTACTS

Auxillary Contacts

Contact Type	Number of Contacts	Continuous Amp Rating	Voltage Rating	Max Number of Aux Contacts per Switch Part Number	Part Number
NO	1	10A	600Vac	RDF200J-__: 4	BAC05
NC	1	10A	600Vac	RDF400J-__: 8	BAC06

and …

SHROUDS

Terminal Shrouds - includes terminal shroud for lineside or loadside

Switch Amp Rating	Number of Poles		Part Number
200	2		TSH8-2TB
200	3		TSH8-3TB
200	4		TSH8-4TB
400	2		TSH9-2TB
400	3		TSH9-3TB
400	4		TSH9-4TB

Dimensions – in (mm)

- RDF200J-3

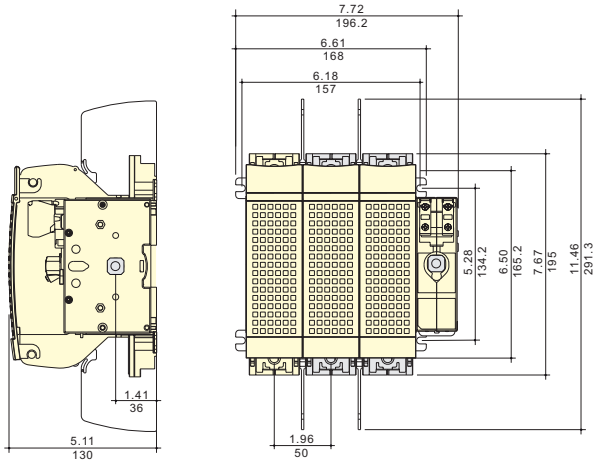

- RDF400J-3

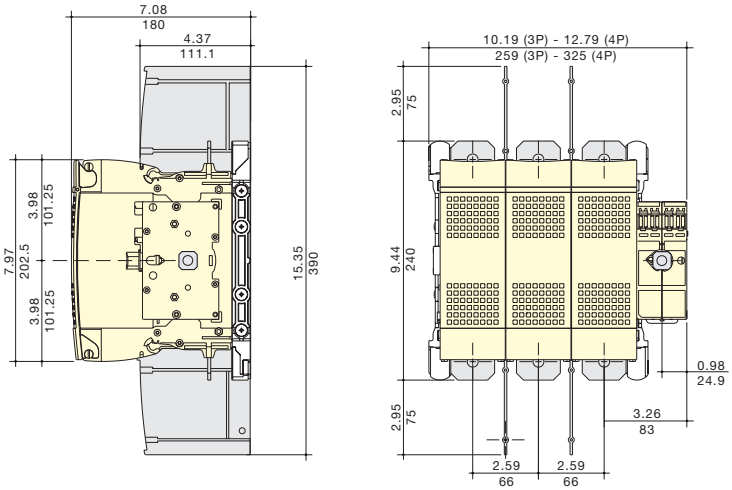

代理商：博孚美科 www.bussmann.net.cn

代理商：博孚美科 www.bussmann.net.cn

UL 98 Fused Rotary Disconnect Switches—200 & 400A

Standard Class J

Direct Mount Handle

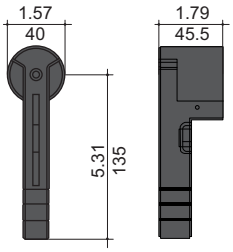

DIR-07

Flange Handle

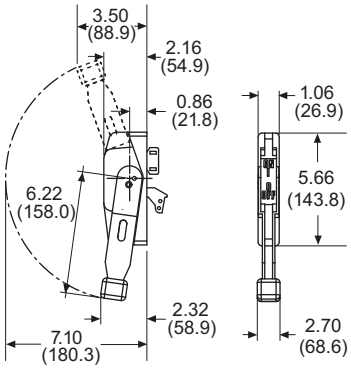

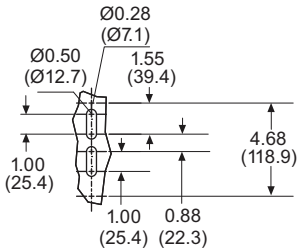

FLH_

External Front & Right Side Pistol Handle

Handle Type

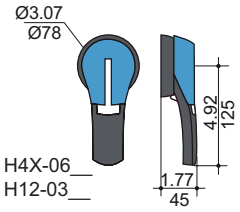

H4X-06__
H12-03__

Direction of Front Operation

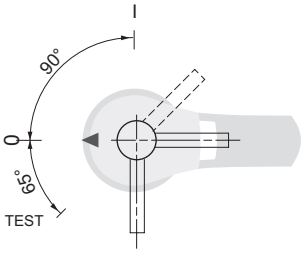

Direction of Right Side Operation

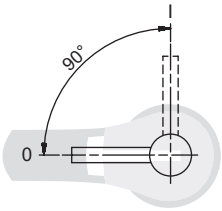

Door Drilling Layout

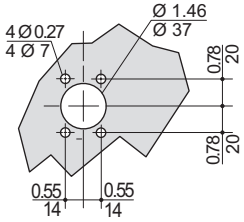

Terminal Lugs

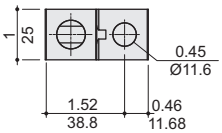

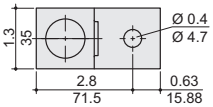

200A

LUG1-__

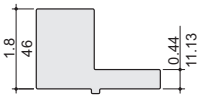

400A

LUG2-__

代理商：博孚美科 www.bussmann.net.cn

代理商：博孚美科 www.bussmann.net.cn

COOPER Bussmann™

Open & Enclosed Rotary Disconnect Switches

In-Stock and Ship Within 24 Hours

The Cooper Bussmann **QuikShip Everyday Service** ensures the most common open and enclosed rotary disconnect switches **ship within 24 hours** to help you meet project timelines.

Contact your Cooper Bussmann representative for details.



QuikShip Everyday

www.cooperbussmann.com/Disconnects

COOPER Bussmann

代理商：博孚美科 www.bussmann.net.cn

代理商：博孚美科 www.bussmann.net.cn

UL 98 Fused Rotary Disconnect Switches—600 & 800A

Standard Class J & Class L

For a Complete Assembly, Please Select:

Select for Standard Applications

Switch + Lugs



+

Switch

Amp Rating	Fuse Class	Number of Poles	SCCR	Max Horsepower Rating, 3-Phase 220/ 240Vac	440/ 480Vac	600Vac	Part Number
600	J	2	200kA	-	-	-	RDF600J-2
600	J	3	200kA	200	400	500	RDF600J-3
600	J	4	200kA	200	400	500	RDF600J-4
800	L	2	200kA	-	-	-	RDF800L-2
800	L	3	200kA	200	500	500	RDF800L-3
800	L	4	200kA	200	500	500	RDF800L-4

Terminal Lug Kit

Switch Amp Rating	Number of Poles	Lugs Per Kit	Wire Range	Wire Type	Part Number
600-800	2	2	(2) #2-600MCM	75°C Cu/Al	LUG5-2
600-800	3	3	(2) #2-600MCM	75°C Cu/Al	LUG5-3
600-800	4	4	(2) #2-600MCM	75°C Cu/Al	LUG5-4

+

Handle

Direct Mount Handle - mounts directly to switch, no shaft required

For Switch Part Number		Color	Test Function	Padlockable		Part Number
All Switches		Black	Y	Y		DIR-08

or

or

+



External Front Operated Pistol Handles - shaft required

NEMA Type		Color	Test Function	Padlockable	Defeatable	Part Number
1, 3R, 4, 4X, 12		Black	N	Y	Y	H4X-07B
1, 3R, 4, 4X, 12		Red/Yellow	N	Y	Y	H4X-07R

Metallic Hasp (Heavy Duty) External Front Operated Pistol Handles - shaft required

NEMA Type		Color	Test Function	Padlockable	Defeatable	Part Number
1, 3R, 4, 4X, 12		Black	N	Y	Y	H4X-07BHD
1, 3R, 4, 4X, 12		Red/Yellow	N	Y	Y	H4X-07RHD

Shafts for Pistol Handles

Length in (mm)	Mounting Depth (X) in (mm)		Part Number
7.9 (200)	10.63~11.97 (270~304)		SH7-200
12.6 (320)	10.63~16.69 (270~424)		SH7-320
15.7 (400)	10.63~19.84 (270~504)		SH7-400

or

NFPA Through the Door Handle Kit - to be used with front pistol handle

For Switch Part Number	Color	Test Function	Padlockable	Defeatable	Part Number
All Switches	Red	N	Y	N	H79-4

and …

Accessories

Aux Contacts

Auxillary Contacts

Contact Type	Number of Contacts	Continuous Amp Rating	Voltage Rating	Max Number of Aux Contacts per Switch	Part Number
NO	1	10A	600Vac	8	BAC05
NC	1	10A	600Vac	8	BAC06

and …

Shrouds

Terminal Shrouds - includes terminal shroud for lineside or loadside

Switch Amp Rating	Number of Poles		Part Number
600-800	2		TSH10-2TB
600-800	3		TSH10-3TB
600-800	4		TSH10-4TB

代理商：博孚美科 www.bussmann.net.cn

代理商：博孚美科 www.bussmann.net.cn

UL 98 Fused Rotary Disconnect Switches—600 & 800A

Standard Class J & Class L

Dimensions – in (mm)

- RDF600J-3
- RDF800L-3

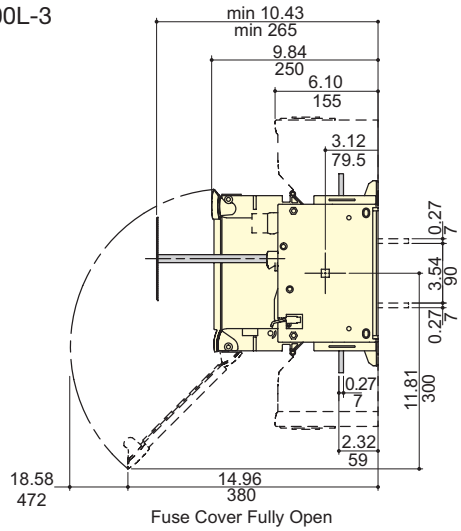

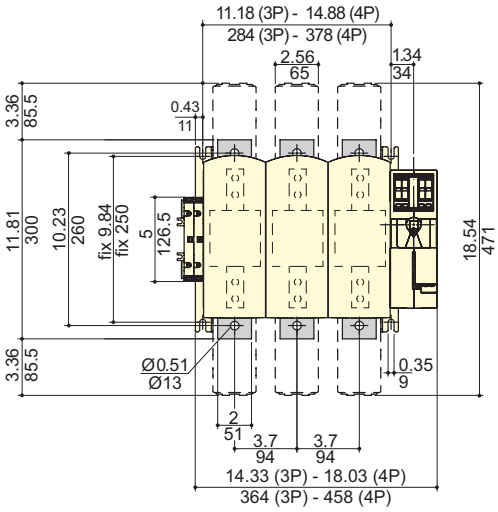

Direct Mount Handle

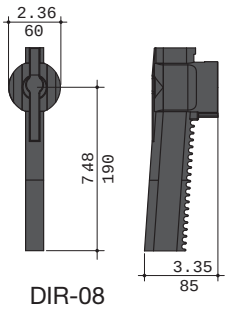

DIR-08

External Front Pistol Handle

Handle Type

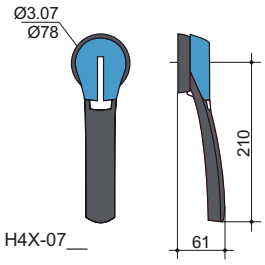

H4X-07__

Direction of Front Operation

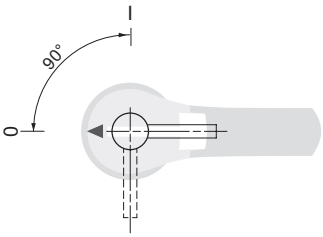

Door Drilling Layout

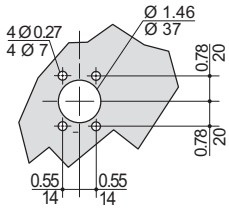

Terminal Lugs

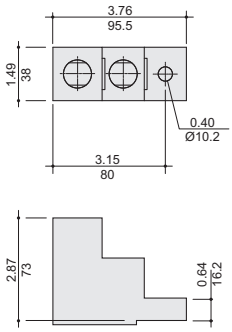

600 to 800A

LUG5-__

代理商：博孚美科 www.bussmann.net.cn

代理商：博孚美科 www.bussmann.net.cn

UL 98 Non-Fused Rotary Disconnect Switches—30 to 1200A

Description

Cooper Bussmann UL 98 non-fused rotary disconnect switches are versatile switches that “break” and “make” power circuits ON and OFF load.

Features

- Make and break power under load
- Up to 200kA SCCR
- DIN-Rail or panel mount (30-100A)
- Disconnect switches are front, right side and direct handle operable (30-100A)
- Finger-safe (30-100A)
- Fully visualized breaking (100-1200A)

Agency Information

- UL98, Guide WHTY, File E155130
- CSA 22.2 No. 4, File 257020
- Conforms with IEC 60947-3

Online Resources

Visit www.cooperbussmann.com/Disconnects for:

- CAD Drawings
- Instruction Sheets
- UL Information

c UL us LISTED CSA CE RoHS



QuikShip Everyday

QuikShip Everyday Service ships the most common part numbers within 24 hours. Contact your Bussmann representative for details.

Related Cooper Bussmann Products

	Data Sheet #
Fuse Blocks	
Modular Knifeblade Fuse Blocks 100-600A	3192
Fuses Holders	
CH Series Class CC, Midget & 10x38 0-30A	3185
Finger-Safe Optima Series 0-30A	1102
Optima™ Protection Modules 0-30A	1109
CH Series Class J 0-60A	2144

IEC Electrical Specifications

RD30-3

RD200-3

RD600-3

Part Number											
3-Pole		RD30-3	RD60-3	RD100-3	RD100-3-SCCR	RD200-3	RD400-3	RD600-3	RD800-3	RD1000-3	RD1200-3
4-Pole		—	—	—	—	RD200-4	RD400-4	RD600-4	RD800-4	RD1000-4	RD1200-4
Thermal Current I_{th} @ 40°C (A)		30	60	100	—	—	—	—	—	—	—
Rated insulation voltage U_i (V)		800	800	800	—	—	—	1000	1000	1000	1000
Rated impulse withstand voltage U_{imp} (kV)		8	8	8	—	—	—	12	12	12	12
Rated Operation Currents Ie (A)											
Load Duty Category	Rated Voltage	A (1)	A (1)	A (1)	—	—	—	A (1)	A (1)	A (1)	A (1)
400Vac	AC-22 A	32	63	100	—	—	—	630	800	1000	1200
400Vac	AC-23 A	32	63	100	—	—	—	630	800	1000	1000
690Vac	AC-22 A	32	63	80	—	—	—	500	630	630	630
690Vac	AC-23 A	32	63	63	—	—	—	200	400	400	400
Operational Power (Vac) in AC-23 (kW)											
400V w/o prebreak AC (1)(2)		15	30	45	—	—	—	355	450	560	560
500V w/o prebreak AC (1)(2)		15	30	45	—	—	—	450	560	560	560
690V w/o prebreak AC (1)(2)		18.5	30	45	—	—	—	185	400	400	400
Overload Capacity (U_e 415Vac)											
Rated short-time making capacity Icm(kA peak) (3)		12	12	12	—	—	—	48	75	48	75
Fuse Protected Short-Circuit Withstand (kA rms prospective)											
Short-Circuit Current (kA) (3)		50	50	25	—	—	—	100	100	100	100
Associated Fuse Rating (A) (3)		32	63	100	—	—	—	630	800	1000	1250
Connection											
Minimum Cu cable cross section (mm^2)		2.5	2.5	10	—	—	—	2x150	2x185	2x240	—
Minimum Cu busbar section (mm^2)		—	—	—	—	—	—	2x30x5	2x40x5	2x50x5	2x60x5
Maximum Cu cable section (mm^2)		70	70	70	—	—	—	—	—	—	—

(1) A/B: Category with index A = frequent operation; category with index B = infrequent operation.
(2) The power value is given for information only; the current values vary from one manufacturer to another.
(3) For a rated operating voltage, U_e = 400Vac.

代理商：博孚美科 www.bussmann.net.cn

代理商：博孚美科 www.bussmann.net.cn

UL 98 Non-Fused Rotary Disconnect Switches—30 to 1200A

UL Electrical Specifications

RD30-3

RD200-3

RD600-3

Part Number										
3-Pole	RD30-3	RD60-3	RD100-3	RD100-3-SCCR	RD200-3	RD400-3	RD600-3	RD800-3	RD1000-3	RD1200-3
4-Pole	—	—	—	—	RD200-4	RD400-4	RD600-4	RD800-4	RD1000-4	RD1200-4
UL Standard	UL 98	UL 98	UL 98	UL 98	UL 98	UL 98	UL 98	UL 98	UL 98	UL 98
Max Ampacity	30A	60A	100A	100A	200A	400A	600A	800A	1000A	1200A
Switch Type	Compact	Compact	Compact	Standard	Standard	Standard	Standard	Standard	Standard	Standard
Handle Operation	Front/Side	Front/Side	Front/Side	Front	Front	Front	Front	Front	Front	Front
UL Electrical Ratings										
Max Voltage (AC)	600Vac	600Vac	600Vac	600Vac	600Vac	600Vac	600Vac	600Vac	600Vac	600Vac
Max Voltage (DC)	—	—	—	250Vdc	250Vdc	—	250Vdc	—	—	—
Maximum AC Horsepower Ratings										
1-Phase, 120Vac	2	3	5	—	—	—	—	—	—	—
1-Phase, 240Vac	5	10	10	10	10	—	—	—	—	—
3-Phase, 240Vac	10	20	20	30	75	125	200	200	200	200
3-Phase, 480Vac	20	40	50	75	150	250	400	500	500	500
3-Phase, 600Vac	25	50	50	100	200	350	350	500	500	500
DC Horsepower Ratings										
125Vdc	—	—	—	—	—	—	20	—	—	—
250Vdc	—	—	—	—	—	—	50	—	—	—
Electrical Characteristics										
SCCR with Fuse	100kA	100kA	25kA/100kA*	200kA	200kA	200kA	200kA	100kA	100kA	100kA
Fuse Class	J	J	J	J	J	J	J	L	L	L
Max. Fuse Rating	30A	60A	100A	100A	200A	400A	600A	800A	1000A	1200A
Terminal Lugs/Kits	Integral	Integral	Integral	•	•	•	•	•	•	•
Lug Mounting Torque - Lb-In (N•m)	-	-	-	160 (18)	160 (18)	LUG2-_ 310 (35) LUG3-_ 398 (45)	310 (35)	310 (35)	310 (35)	310 (35)
Wire Type	75°C Cu	75°C Cu	75°C Cu	75°C Cu/Al	75°C Cu/Al	75°C Cu/Al	75°C Cu/Al	75°C Cu/Al	75°C Cu/Al	75°C Cu/Al
Wire Range & Torque - Lb-In (N•m)										
Solid	#12-10 35.4 (4)	#12-10 35.4 (4)	#12-10 35.4 (4)	— —	— —	— —	— —	— —	— —	— —
Stranded	#10-1 35.4 (4) 1/0 39.8 (4.5) 2/0 44.3 (5)	#10-1 35.4 (4) 1/0 39.8 (4.5) 2/0 44.3 (5)	#10-1 35.4 (4) 1/0 39.8 (4.5) 2/0 44.3 (5)	#6-300MCM 275 (31)	#6-300MCM 275 (31)	LUG2-_ #4-600MCM 550 (62) Dual 1/0-250MCM 550 (62) LUG3-_:(2) #6-2 200 (22.6) (2) #1-350MCM 375 (42.4)	(2) #2-600MCM 375 (42.4)	(4) #2-600MCM 375 (42.4)	(4) #2-600MCM 375 (42.4)	(4) #2-600MCM 375 (42.4)
Mechanical Characteristics										
Endurances/Cycles	10,000	10,000	10,000	10,000	8000	6000	6000	3500	3500	3500
Physical Characteristics										
Dimensions										
See drawings on product pages										
Weight - Lbs (KG)										
3-Pole	1.3 (0.6)	1.3 (0.6)	1.3 (0.6)	4.2 (1.91)	4.2 (1.91)	10.0 (4.6)	18.1 (8.2)	19.6 (8.9)	19.6 (8.9)	19.6 (8.9)
4-Pole	—	—	—	—	5.0 (2.3)	12.3 (5.6)	23.9 (10.9)	25.3 (11.5)	25.3 (11.5)	25.3 (11.5)
Environmental										
Operating Temperature	-20°C to 70°C	-20°C to 70°C	-20°C to 70°C	-20°C to 70°C	-20°C to 70°C	-20°C to 70°C	-20°C to 70°C	-20°C to 70°C	-20°C to 70°C	-20°C to 70°C
Flammability Rating	UL 94-V0	UL 94-V0	UL 94-V0	UL 94-V0	UL 94-V0	UL 94-V0	UL 94-V0	UL 94-V0	UL 94-V0	UL 94-V0
Accessories										
Lug Kit Part #										
3-Pole	Integral	Integral	Integral	•	•	•	•	•	•	•
4-Pole	—	—	—	—	•	•	•	•	•	•
Handles										
NEMA 1, 3R, 12	•	•	•	•	•	•	—	—	—	—
NEMA 1, 3R, 4, 4X, 12	•	•	•	•	•	•	•	•	•	•
Direct	•	•	•	•	•	•	•	•	•	•
Front Pistol	—	—	—	•	•	•	•	•	•	•
Front or Side Selector	•	•	•	—	—	—	—	—	—	—
Shaft c/s - mm	5x5	5x5	5x5	10x10	10x10	10x10	12x12	12x12	12x12	12x12
Shaft Guide	•	•	•	•	•	•	•	•	••	•
Shrouds	•	•	•	•	•	•	•	•	•	•
Additional Pole Accessory	•	•	•	—	—	—	—	—	—	—
Auxiliary Contacts										
NO + NC	•	•	•	•	•	•	•	•	•	•
(2) NO	•	•	•	—	—	—	—	—	—	—

• Available, see product page for details and part numbers.
— Not available.
* 25kA @ 600Vac, 100kA @ 480Vac.

代理商：博孚美科 www.bussmann.net.cn

代理商：博孚美科 www.bussmann.net.cn

UL 98 Non-Fused Rotary Disconnect Switches—30, 60 and Compact 100A

For a Complete Assembly, Please Select:

Select for Standard Applications

Switch

Switch

Switch Amp Rating	No. of Poles	SCCR	Max Horsepower Rating 1-Phase 120 Vac	1-Phase 220/240Vac	3-Phase 220/240Vac	3-Phase 440/480Vac	3-Phase 600 Vac	Wire Size	Wire Type	Part Number
30	3	100kA	2	5	10	20	25	#10-2/0 Str #12-10 Sol	75°C Cu	RD30-3
60	3	100kA	3	10	20	40	50	#10-2/0 Str #12-10 Sol	75°C Cu	RD60-3
100	3	25/100kA*	5	10	20	50	50	#10-2/0 Str #12-10 Sol	75°C Cu	RD100-3

* 100kA @480Vac, 25kA @ 600Vac.

+

Handles

Direct Mount Handle - mounts directly to switch, no shaft required

For Switch Part Number	Color		Test Function	Padlockable		Part Number
All Switches	Black		N	Y - On Switch		DIR-02

or



External Front or Right Side Operated Selector Handles - shaft required

NEMA Type	Color	Handle Length	Test Function	Padlockable	Defeatable	Part Number
1, 3R, 4, 4X, 12	Black	Short	N	Y	Y	H4X-01B(1)
1, 3R, 4, 4X, 12	Red/Yellow	Short	N	Y	Y	H4X-01R(1)
1, 3R, 4, 4X, 12	Black	Long	N	Y	Y	H4X-02B(2)
1, 3R, 4, 4X, 12	Red/Yellow	Long	N	Y	Y	H4X-02R(2)

+



Shafts for Selector Handles

Length in (mm)	Mounting Depth (X) in (mm)		Part Number
5.9 (150)	3.50~7.60 (89~193)		SH4-150
7.9 (200)	3.50~9.50 (89~241)		SH4-200
12.6 (320)	3.50~14.9 (89~378)		SH4-320

+

Shaft Guide

	Part Number
Required for 12.6" (320mm) long shafts, optional for other lengths	SH-GUIDE1

and …

Accessories

Aux Contacts

Auxillary Contacts

Contact Type	Number of Contacts	Continuous Amp Rating	Voltage Rating	Max Number of Aux Contacts per Switch	Part Number
NO + NC	1 of each	10A	240Vac	4	BAC01
NO	2	10A	240Vac	4	BAC02

and …

Shrouds

Terminal Shrouds - includes terminal shroud for both lineside and loadside

Switch Amp Rating	Number of Poles	Location on Switch	Part Number
All Switches	1 (for switched 4th pole)	Lineside and Loadside	TSH3-1TB
All Switches	3	Lineside and Loadside	TSH3-3TB

and …

Sw. 4th Pole

Switched 4th Pole - converts 3-pole switch to 4-pole

Switch Amp Rating		Part Number
30		POLE98-30
60		POLE98-60
100		POLE98-100

Auxiliary Contact Configurations

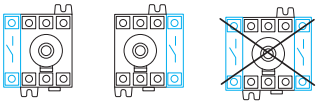

Possible 4th Pole Configurations

代理商：博孚美科 www.bussmann.net.cn

代理商：博孚美科 www.bussmann.net.cn

UL 98 Non-Fused Rotary Disconnect Switches—30, 60 and Compact 100A

Dimensions - in (mm)

Direct Handle Operation

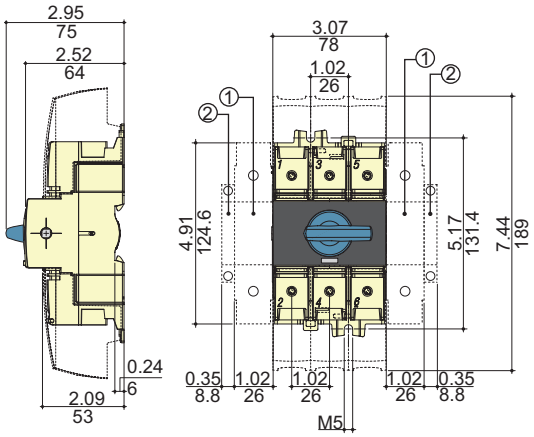

External Front Operation

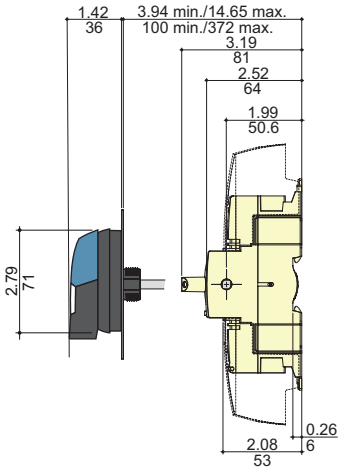

External Right Side Operation

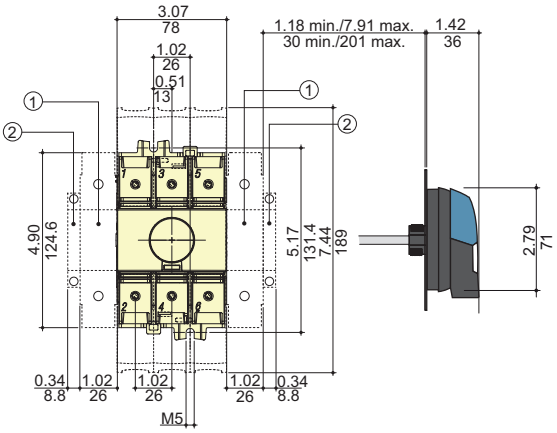

1. Position for 1 switched 4th pole (1 per device max.) or 1 auxiliary contact.
2. Position for 1 auxiliary contact only.

Note: Maximum of 4 auxiliary contacts, or 3 auxiliary contacts + one switched 4th pole.

External Front or Right Side Operated Selector Handle

Handle Type

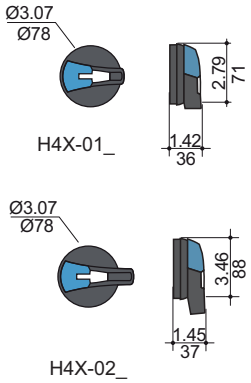

Direction of Front Operation

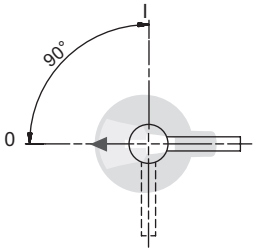

Direction of Right Side Operation

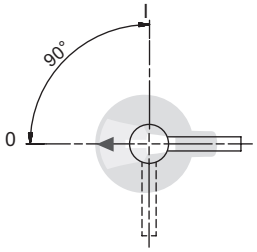

Door Drilling Layouts

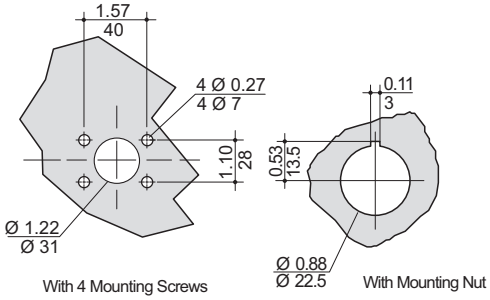

代理商：博孚美科 www.bussmann.net.cn

代理商：博孚美科 www.bussmann.net.cn

UL 98 Non-Fused Rotary Disconnect Switches—100, 200 and 400A

For a Complete Assembly, Please Select:

Select for Standard Applications

Switch + Lugs

+

Switch

Switch Amp Rating	No. of Poles	SCCR	Max Horsepower Rating 1-Phase 220/240Vac	3-Phase 220/240Vac	3-Phase 440/480Vac	3-Phase 600 Vac		Part Number
100	3	200kA	10	30	75	100		RD100-3-SCCR
200	3	200kA	10	75	150	200		RD200-3
200	4	200kA	10	75	150	200		RD200-4
400	3	200kA	-	125	250	350		RD400-3
400	4	200kA	-	125	250	350		RD400-4

Terminal Lug Kit

Switch Amp Rating	No. of Poles	Lugs Per Kit	Wire Range	Wire Type	Part Number
100-200	2	2	#6-300MCM	75°C Cu/Al	LUG1-2
100-200	3	3	#6-300MCM	75°C Cu/Al	LUG1-3
100-200	4	4	#6-300MCM	75°C Cu/Al	LUG1-4
400	2	2	#4-600MCM or Dual 1/0-250MCM	75°C Cu/Al	LUG2-2
400	3	3	#4-600MCM or Dual 1/0-250MCM	75°C Cu/Al	LUG2-3
400	4	4	#4-600MCM or Dual 1/0-250MCM	75°C Cu/Al	LUG2-4
400	2	2	(2) #6-350MCM	75°C Cu/Al	LUG3-2
400	3	3	(2) #6-350MCM	75°C Cu/Al	LUG3-3
400	4	4	(2) #6-350MCM	75°C Cu/Al	LUG3-4

+

Handle

Direct Mount Handle - mounts directly to switch, no shaft required

For Switch Part Number		Color		Test Function	Padlockable		Part Number
All Switches		Black		N	Y		DIR-03

or

or

External Front Operated Pistol Handles - shaft required

NEMA Type		Color		Test Function	Padlockable	Defeatable	Part Number
1, 3R, 12		Black		N	Y	Y	H12-03B
1, 3R, 12		Red/Yellow		N	Y	Y	H12-03R
1, 3R, 4, 4X, 12		Black		N	Y	Y	H4X-06B
1, 3R, 4, 4X, 12		Red/Yellow		N	Y	Y	H4X-06R

Metallic Hasp (Heavy Duty) External Front Operated Pistol Handles - shaft required

NEMA Type		Color		Test Function	Padlockable	Defeatable	Part Number
1, 3R, 4, 4X, 12		Black		N	Y	Y	H4X-06BHD
1, 3R, 4, 4X, 12		Red/Yellow		N	Y	Y	H4X-06RHD

+



Shafts for Pistol Handles

Length in (mm)	Mounting Depth (X) in (mm)		Part Number
7.9 (200)	5.31~10.43 (135~265)		SH5-200
12.6 (320)	5.31~15.16 (135~385)		SH5-320
15.7 (400)	5.31~18.31 (135~465)		SH5-400

+

Shaft Guide

	Part Number
Required for 15.7" (400mm) long shafts, optional for other lengths	SH-GUIDE2

and …

Accessories

Aux Contacts

Auxillary Contacts

Contact Type	Number of Contacts	Continuous Amp Rating	Voltage Rating	Max Number of Aux Contacts per Switch	Part Number
NO + NC	1 of each	10.1A	125-250Vac	2	BAC03*
NO + NC	1 of each	10.1A	125-250Vac	2	BAC04*
NO + NC	1 of each	1A	125Vac	2	BAC11*
NO + NC	1 of each	1A	125Vac	2	BAC12*

* For one auxiliary contact, install either BAC03 or BAC11. For two auxiliary contacts, install BAC03 + BAC04, or BAC11 + BAC12.

代理商：博孚美科 www.bussmann.net.cn

代理商：博孚美科 www.bussmann.net.cn

UL 98 Non-Fused Rotary Disconnect Switches—100, 200 and 400A

Accessories SHROUDS

and …

Terminal Shrouds - includes terminal shroud for lineside or loadside

Switch Amp Rating	Number of Poles	Location on Switch		Part Number
100-200A	3	Lineside		TSH4-3T
100-200A	3	Loadside		TSH4-3B
100-200A	4	Lineside or Loadside		TSH4-4TB
400A	3	Lineside		TSH5-3T
400A	3	Loadside		TSH5-3B
400A	4	Lineside or Loadside		TSH5-4TB

Dimensions - in (mm)

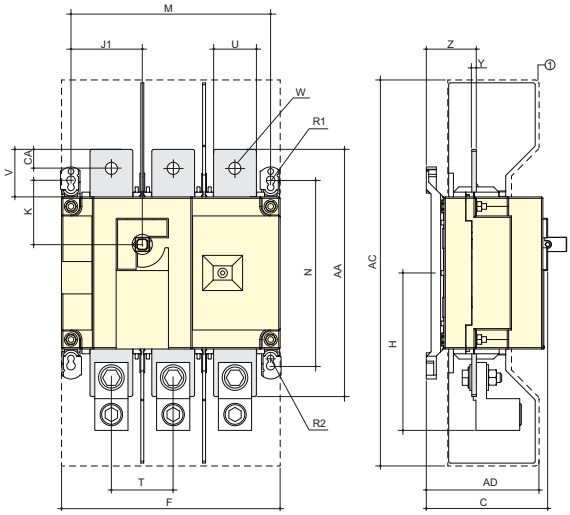

Terminal Lugs

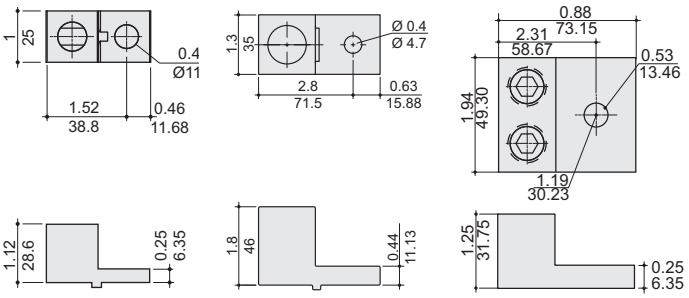

100 to 200A LUG1-__ | **400A** LUG2-__ | **400A** LUG3-__

Switch Rating (A)	Overall Dimen. C	Terminal Shrouds AC	Terminal Shrouds AD	Switch Body F 3p.	Switch Body F 4p.	Switch Body H	Switch Body J1 3p.	Switch Body J1 4p.	Switch Body K	Switch Mounting M 3p.	Switch Mounting M 4p.	Switch Mounting N	Switch Mounting R1	Switch Mounting R2	Connection T	Connection U	Connection V	Connection W	Connection Y	Connection Z	Connection AA	Connection AC
100	3.72 (94.6)	10.1 (256)	3.05 (77.5)	7.09 (180)	9.06 (230)	4.22 (107)	2.17 (55)	4.13 (105)	1.8 (45.6)	6.3 (160)	8.27 (210)	5.31 (135)	0.35 (9)	0.27 (7)	1.97 (50)	0.98 (25)	1.18 (30)	0.43 (11)	0.14 (3.5)	1.35 (34.4)	6.3 (160)	0.6 (15)
200	3.72 (94.6)	10.1 (256)	3.05 (77.5)	7.09 (180)	9.06 (230)	4.22 (107)	2.17 (55)	4.13 (105)	1.8 (45.6)	6.3 (160)	8.27 (210)	5.31 (135)	0.35 (9)	0.27 (7)	1.97 (50)	0.98 (25)	1.18 (30)	0.43 (11)	0.14 (3.5)	1.35 (34.4)	6.3 (160)	0.6 (15)
400	4.92 (128)	16 (406)	4.15 (115)	9.05 (230)	11.4 (290)	6.53 (166)	2.95 (75)	5.31 (135)	2.65 (67.5)	8.26 (210)	10.6 (270)	7.67 (195)	0.35 (9)	0.27 (7)	2.56 (65)	1.77 (45)	1.97 (50)	0.43 (13)	0.2 (5)	2.08 (53)	10.2 (260)	0.8 (20)

Direct Mount Handle

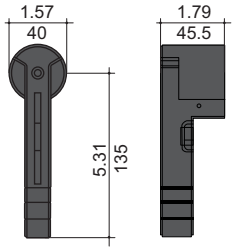

DIR-03

External Front Handle

Handle Type

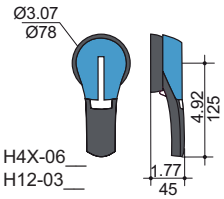

H4X-06__
H12-03__

Direction of Front Operation

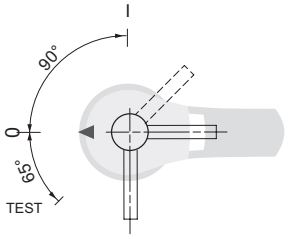

Door Drilling Layout

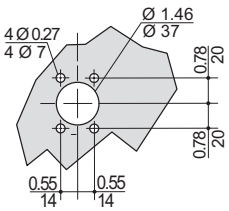

代理商：博孚美科 www.bussmann.net.cn

代理商：博孚美科 www.bussmann.net.cn

UL 98 Non-Fused Rotary Disconnect Switches—600, 800, 1000 and 1200A

For a Complete Assembly, Please Select:

Select for Standard Applications

SWITCH + LUGS

+

Switch

Switch Amp Rating	No. of Poles	SCCR	Max Horsepower Rating 3-Phase 220/240Vac	3-Phase 440/480Vac	3-Phase 600 Vac	DC* 125 Vdc	DC* 250 Vdc		Part Number
600A	3	200kA	240	400	350	20	50		RD600-3
600A	4	200kA	240	400	350	20	50		RD600-4
800A	3	100kA	200	500	500	-	-		RD800-3
800A	4	100kA	200	500	500	-	-		RD800-4
1000A	3	100kA	200	500	500	-	-		RD1000-3
1000A	4	100kA	200	500	500	-	-		RD1000-4
1200A	3	100kA	200	500	500	-	-		RD1200-3
1200A	4	100kA	200	500	500	-	-		RD1200-4

* DC Ratings use two poles in series.

Terminal Lug Kit

Switch Amp Rating	No. of Poles	Lugs Per Kit	Lugs Required per Pole	Wire Range	Wire Type	Part Number
600	3	3	1	(2) #2-600MCM	75°C Cu/Al	LUG5-3
600	4	4	1	(2) #2-600MCM	75°C Cu/Al	LUG5-4
800-1200	3	6	2	(4) #2-600MCM	75°C Cu/Al	LUG6-6
800-1200	4	8	2	(4) #2-600MCM	75°C Cu/Al	LUG6-8

+

HANDLE

Direct Mount Handle - mounts directly to switch, no shaft required

For Switch Part Number	Color	Test Function	Padlockable		Part Number
All Switches	Black	N	Y		DIR-04

or

or



+



+

External Front Operated Pistol Handles - shaft required

NEMA Type	Color	Test Function	Padlockable	Defeatable	Part Number
1, 3R, 4, 4X, 12	Black	N	Y	Y	H4X-07B(1)
1, 3R, 4, 4X, 12	Red/Yellow	N	Y	Y	H4X-07R(1)
1, 3R, 4, 4X, 12	Black	N	Y	Y	H4X-08B(2)
1, 3R, 4, 4X, 12	Red/Yellow	N	Y	Y	H4X-08R(2)

Metallic Hasp (Heavy Duty) External Front Operated Pistol Handles - shaft required

NEMA Type	Color	Test Function	Padlockable	Defeatable	Part Number
1, 3R, 4, 4X, 12	Black	N	Y	Y	H4X-07BHD(3)
1, 3R, 4, 4X, 12	Red/Yellow	N	Y	Y	H4X-07RHD(3)
1, 3R, 4, 4X, 12	Black	N	Y	Y	H4X-08BHD(4)
1, 3R, 4, 4X, 12	Red/Yellow	N	Y	Y	H4X-08RHD(4)

Shafts for Pistol Handles

Length in (mm)	Mounting Depth (X) in (mm)		Part Number
7.9 (200)	8.70~13.50 (221~343)		SH6-200
12.6 (320)	8.70~18.23 (221~463)		SH6-320
15.7 (400)	8.70~21.38 (221~543)		SH6-400

Shaft Guide

	Part Number
Required for 15.7" (400mm) long shafts, optional for other lengths	SH-GUIDE2

and …

Accessories

AUX CONTACTS

Auxillary Contacts

Contact Type	Number of Contacts	Continuous Amp Rating	Voltage Rating	Max Number of Aux Contacts per Switch	Part Number
NO + NC	1 of each	10.1A	125-250Vac	2	BAC03*
NO + NC	1 of each	10.1A	125-250Vac	2	BAC04*
NO + NC	1 of each	1A	125Vac	2	BAC11*
NO + NC	1 of each	1A	125Vac	2	BAC12*

* For one auxiliary contact, install either BAC03 or BAC11. For two auxiliary contacts, install BAC03 + BAC04, or BAC11 + BAC12.

代理商：博孚美科 www.bussmann.net.cn

代理商：博孚美科 www.bussmann.net.cn

UL 98 Non-Fused Rotary Disconnect Switches—600, 800, 1000 and 1200A

and …

Accessories SHROUDS

Terminal Shrouds* - includes terminal shroud for lineside or loadside

Switch Amp Rating	Number of Poles	Location on Switch		Part Number
600A	3	Lineside or Loadside		TSH6-3TB
600A	4	Lineside or Loadside		TSH6-4TB
800-1200A	3	Lineside or Loadside		TSH7-3TB
800-1200A	4	Lineside or Loadside		TSH7-4TB

* Shroud for lineside included with switch.

Dimensions - in (mm)

600A

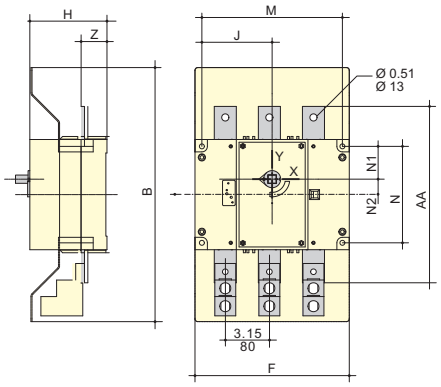

800 to 1200A

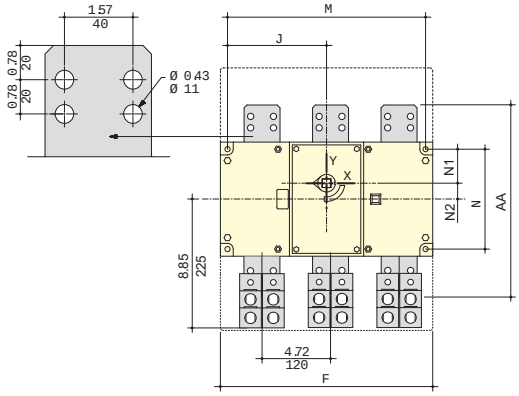

Switch Rating (A)	Terminal Shrouds B	Switch Body F 3p.	F 4p.	H	J 3p.	J 4p.	Switch Mounting M 3p.	M 4p.	N	N1	N2	Connection AA	Z
600	18.12 (460)	11 (280)	14.17 (360)	5.5 (140)	5 (127.5)	6.59 (167.5)	10.03 (255)	13.19 (335)	6.88 (175)	2.34 (59.5)	1.10 (28)	12.6 (320)	1.85 (47)
800	18.12 (460)	14.64 (372)	19.37 (492)	5.5 (140)	6.83 (173.5)	9.19 (233.5)	13.66 (347)	18.38 (467)	6.88 (175)	2.34 (59.5)	1.10 (28)	13 (330)	1.85 (47)
1000	18.12 (460)	14.64 (372)	19.37 (492)	5.5 (140)	6.83 (173.5)	9.19 (233.5)	13.66 (347)	18.38 (467)	6.88 (175)	2.34 (59.5)	1.10 (28)	13 (330)	1.85 (47)
1200	18.12 (460)	14.64 (372)	19.37 (492)	5.5 (140)	6.83 (173.5)	9.19 (233.5)	13.66 (347)	18.38 (467)	6.88 (175)	2.34 (59.5)	1.10 (28)	13 (330)	1.85 (47)

External Front Pistol Handles

Handle Type

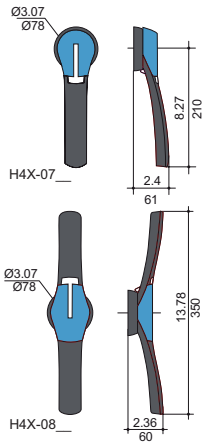

Direction of Front Operation

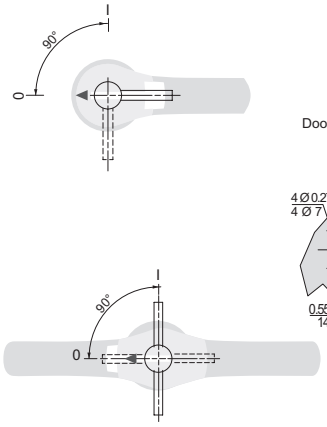

Door Drilling Layout

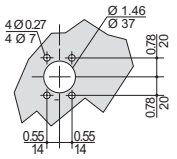

Direct Mount Handle

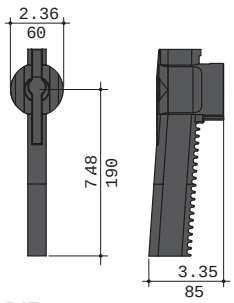

DIR-04

Terminal Lugs

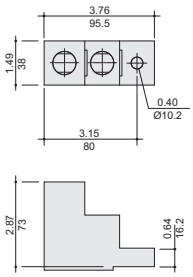

600 to 1200A

LUG5-__, LUG6-__

代理商：博孚美科 www.bussmann.net.cn

代理商：博孚美科 www.bussmann.net.cn

UL 508 Non-Fused Rotary Disconnect Switches—16 to 80A

Description

Cooper Bussmann UL 508 load break disconnect switches allow safe control and safe disconnection of any motor application or to isolate a circuit within the panel.

These disconnect switches are compact and offer a wide variety of accessories like 4th poles, auxiliary contacts, door mounting and 6/8-Pole kits.

Features

- Suitable as motor disconnect
- DIN-Rail or panel mount
- Door mount option
- Disconnect switches are front, right side or direct handle operable
- Finger-safe

Agency Information

- UL508, Guide NLRV, File E155129
- CSA C22.2 No. 14, File 257020
- Conforms with IEC 60947-3

Online Resources

Visit www.cooperbussmann.com/Disconnects for:

- CAD Drawings
- Instruction Sheets
- UL Information

QuikShip Everyday

QuikShip Everyday Service ships the most common part numbers within 24 hours. Contact your Bussmann representative for details.

Related Cooper Bussmann Products

Product	Data Sheet #
Fuses Blocks	
Modular Knifeblade Fuse Blocks 100-600A	3192
Fuses Holders	
CH Series Class CC, Midget & 10x38 0-30A	3185
Finger-Safe Optima Series 0-30A	1102
Optima™ Protection Modules 0-30A	1109
CH Series Class J 0-60A	2144

IEC Electrical Specifications

RD16-3-508

RD16-3-508 with 6-Pole Conversion Kit

Part Number	RD16-3-508	RD25-3-508	RD40-3-508	RD63-3-508	RD80-3-508
Thermal Current I_{th} at 40°C (A)	16	25	40	63	80
Rated insulation voltage U_i (V)	800	800	800	800	800
Rated impulse withstand voltage U_{imp} (kV)	8	8	8	8	8
Rated Operation Currents I_e (A)					
Load Duty Category Rated Voltage	A/B (1)	A/B (1)	A/B (1)	A/B (1)	A/B (1)
500Vac AC-22 A/AC-22 B	16/16	25/25	40/40	63/63	80/80
500Vac AC-23 A/AC-23 B	16/16	25/25	25/25	63/63	63/63
690Vac AC-21 A/AC-21 B	16/16	25/25	40/40	63/63	80/80
690Vac AC-22 A/AC-22 B	16/16	25/25	32/40	40/63	63/80
690Vac AC-23 A/AC-23 B	16/16	25/25	25/25	40/40	40/40
Operational Power in AC-23 (kW)					
400Vac without prebreak AC (1)(2)	7.5	11	18.5	30	37
500Vac without prebreak AC (1)(2)	7.5	11	15	30	37
690Vac without prebreak AC (1)(2)	7.5	15	18.5	30	37
Overload Capacity (U_e 415 Vac)					
Rated short-time withstand current 0.3 s. I_{CW} (kA rms) (3)	2.5	2.5	2.5	3	3
Rated short-time making capacity I_{cm} (kA peak) (3)	6	6	6	9	9
Fuse Protected Short-Circuit Withstand (kA rms Prospective)					
Prospective short-circuit current (kA rms) (3)	50	50	50	50	50
Associated fuse rating (A) (3)	16	25	40	63	80
Connection					
Minimum Cu cable cross section (mm^2)	1.5	1.5	1.5	2.5	2.5
Maximum Cu cable section (mm^2)	16	16	16	35	35
Tightening torque min/max (N•m)	2/2.2	2/2.2	2/2.2	3.5/3.85	3.5/3.85

(1) A/B: Category with index A = frequent operation; category with index B = infrequent operation.
(2) The power value is given for information only; the current values vary from one manufacturer to another.
(3) For a rated operating voltage, U_e = 400Vac.

代理商：博孚美科 www.bussmann.net.cn

代理商：博孚美科 www.bussmann.net.cn

UL 508 Non-Fused Rotary Disconnect Switches—16 to 80A

UL Electrical Specifications

RD16-3-508

RD16-3-508 with 6-Pole Conversion Kit

Part Number	RD16-3-508	RD25-3-508	RD40-3-508	RD63-3-508	RD80-3-508
UL Standard	UL 508	UL 508	UL 508	UL 508	UL 508
Max Ampacity	16A	25A	40A	63A	80A
Handle Operation	Front/Side	Front/Side	Front/Side	Front/Side	Front/Side
UL Electrical Ratings					
Max Voltage (AC)	600Vac	600Vac	600Vac	600Vac	600Vac
Maximum Horsepower Ratings					
3-Phase, 208Vac	3	7.5	7.5	15	15
3-Phase, 240Vac	5	7.5	7.5	20	20
3-Phase, 480Vac	10	15	20	40	40
3-Phase, 600Vac	10	20	25	40	40
Electrical Characteristics					
SCCR with Fuse	65kA	65kA	10/65kA	50/65kA	50/65kA
Recommended Upstream					
Fuse Class	J	J	J	J	J
Max. Fuse Rating	30A	30A	60/30A	100/60A	100/60A
Terminals	Integral	Integral	Integral	Integral	Integral
Wire Type	75°C Cu	75°C Cu	75°C Cu	75°C Cu	75°C Cu
Wire Range & Torque - Lb-IN (N•m)					
Solid					
Single	#14-10 26.5 (3)	#14-10 26.5 (3)	#14-10 26.5 (3)	#14-10 31.1 (3.5)	#14-10 31.1 (3.5)
Dual	#12 26.5 (3)	#12 26.5 (3)	#12 26.5 (3)	#12 31.1 (3.5)	#12 31.1 (3.5)
Stranded					
Single	#14-4 26.5 (3)	#14-4 26.5 (3)	#14-4 26.5 (3)	#14-1 31.1 (3.5)	#14-1 31.1 (3.5)
Dual	#14-12 26.5 (3)	#14-12 26.5 (3)	#14-12 26.5 (3)	#10-6 31.1 (3.5)	#10-6 31.1 (3.5)
Mechanical Characteristics					
Endurances/Cycles	10,000	10,000	10,000	10,000	10,000
Physical Characteristics					
Dimensions - See drawings on product pages					
Weight - Lb (KG)	0.5 (0.2)	0.5 (0.2)	0.5 (0.2)	0.7 (0.32)	0.7 (0.32)
Environmental					
Operating Temperature	-20°C to 70°C	-20°C to 70°C	-20°C to 70°C	-20°C to 70°C	-20°C to 70°C
Flammability Rating	UL 94-V0	UL 94-V0	UL 94-V0	UL 94-V0	UL 94-V0
Accessories					
Handles					
Direct	DIR-01	DIR-01	DIR-01	DIR-01	DIR-01
Short Selector/NEMA 1, 3R, 4, 4X, 12	H4X-01B H4X-01R	H4X-01B H4X-01R	H4X-01B H4X-01R	H4X-01B H4X-01R	H4X-01B H4X-01R
Long Selector/NEMA 1, 3R, 4, 4X, 12	H4X-02B H4X-02R	H4X-02B H4X-02R	H4X-02B H4X-02R	H4X-02B H4X-02R	H4X-02B H4X-02R
Shafts - 5x5mm					
5.9"/150mm	SH4-150	SH4-150	SH4-150	SH4-150	SH4-150
7.9"/200mm	SH4-200	SH4-200	SH4-200	SH4-200	SH4-200
12.6"/320mm	SH4-320	SH4-320	SH4-320	SH4-320	SH4-320
Shaft Guide	SH-GUIDE1	SH-GUIDE1	SH-GUIDE1	SH-GUIDE1	SH-GUIDE1
Door Mount Kit	DOOR-508	DOOR-508	DOOR-508	DOOR-508	DOOR-508
Shrouds/Switch Amps					
1-Pole	TSH1-1TB	TSH1-1TB	TSH1-1TB		
3-Pole (Loadside and Lineside)	TSH1-3TB	TSH1-3TB	TSH1-3TB	TSH2-3TB	TSH2-3TB
Switched 4th Pole/Switch Amps	POLE-16	POLE-25	POLE-40	—	—
Auxiliary Contacts					
NO + NC (1 ea.)	BAC01	BAC01	BAC01	BAC01	BAC01
(2) NO	BAC02	BAC02	BAC02	BAC02	BAC02
AC Ratings					
Volts	240Vac	240Vac	240Vac	240Vac	240Vac
Amps	10A	10A	10A	10A	10A
6-/8-Pole Conversion Kit					
Gangs two switches of same rating, 16-80A switch amps	KIT-6POLE	KIT-6POLE	KIT-6POLE	KIT-6POLE	KIT-6POLE

— Not available.

代理商：博孚美科 www.bussmann.net.cn

代理商：博孚美科 www.bussmann.net.cn

UL 508 Non-Fused Rotary Disconnect Switches—16, 25, 40, 63 and 80A

For a Complete Assembly, Please Select:

Select for Standard Applications

Switch

Switch

Switch Amp Rating	No. of Poles	SCCR @600V	Max Class J Fuse	Max Horsepower Rating, 3-Ph 208 Vac	220/ 240Vac	440/ 480Vac	600 Vac	Wire Size	Wire Type	Part Number
16	3	65kA	30A	3	5	10	10	#14-#10 Sol Dual #12 Sol #14-#4 Str Dual #14-#12 Str	75°C Cu	RD16-3-508
25	3	65kA	30A	7.5	7.5	15	20	#14-#10 Sol Dual #12 Sol #14-#4 Str Dual #14-#12 Str	75°C Cu	RD25-3-508
40	3	10kA 65kA	60A 30A	7.5	7.5	20	25	#14-#10 Sol Dual #12 Sol #14-#4 Str Dual #14-#12 Str	75°C Cu	RD40-3-508
63	3	50kA 65kA	100A 60A	15	20	40	40	#14-#10 Sol Dual #12 Sol #14-#1 Str Dual #10-#6 Str	75°C Cu	RD63-3-508
80	3	50kA 65kA	100A 60A	15	20	40	40	#14-#10 Sol Dual #12 Sol #14-#1 Str Dual #10-#6 Str	75°C Cu	RD80-3-508

+

Handle

Direct Mount Handle - mounts directly to switch, no shaft required

For Switch Part Number	Color		Test Function	Padlockable		Part Number
All Switches	Black		N	Y - On Switch		DIR-01

or



External Front or Right Side Operated Selector Handles - shaft required

NEMA Type	Color	Handle Length	Test Function	Padlockable	Defeatable	Part Number
1, 3R, 4, 4X, 12	Black	Short	N	Y	Y	H4X-01B(1)
1, 3R, 4, 4X, 12	Red/Yellow	Short	N	Y	Y	H4X-01R(1)
1, 3R, 4, 4X, 12	Black	Long	N	Y	Y	H4X-02B(2)
1, 3R, 4, 4X, 12	Red/Yellow	Long	N	Y	Y	H4X-02R(2)

+



Shafts for Selector Handles - required for 12.6" (320mm) shafts

Length in (mm)	Mounting Depth (X) in (mm)		Part Number
5.9 (150)	3.50-7.60 (89-193)		SH4-150
7.9 (200)	3.50-9.50 (89-241)		SH4-200
12.6 (320)	3.50-14.9 (89-378)		SH4-320

+

Shaft Guide

	Part Number
Required for 12.6" (320mm) long shafts, optional for other lengths.	SH-GUIDE1

+



Door Mount Kit - for mounting switch on the right side of the enclosure or directly on the enclosure door using switch side operation shaft location. Kit includes a shaft. *Order switch and selector handle separately*.

Switch Rating	Part Number
All Switches - kit includes shaft	DOOR-508

and …

Acc. Aux Contacts

Auxillary Contacts

Contact Type	Number of Contacts	Continuous Amp Rating	Voltage Rating	Max Number of Aux Contacts per Switch	Part Number
NO + NC	1 Ea	10A	240Vac	4	BAC01
NO	2	10A	240Vac	4	BAC02

Auxiliary Contact Configurations

代理商：博孚美科 www.bussmann.net.cn

代理商：博孚美科 www.bussmann.net.cn

UL 508 Non-Fused Rotary Disconnect Switches—16, 25, 40, 63 and 80A

Accessories

and …

Shrouds

Terminal Shrouds - includes terminal shroud for both lineside *and* loadside

Switch Amp Rating	Number of Poles	Location on Switch	Part Number
16-40A	1 (for switched 4th pole)	Lineside and Loadside	TSH1-1TB
16-40A	3	Lineside and Loadside	TSH1-3TB
63-80A	3	Lineside and Loadside	TSH2-3TB

and …

Sw. 4th Pole

Switched 4th Pole - converts 3-pole switch to 4-pole switch

Switch Amp Rating		Part Number
16		POLE-16
25		POLE-25
40		POLE-40

and …

6-Pole Kit

Order switches separately.

6-Pole Conversion Kit - creates a 6-pole switch by ganging two 3-pole switches of equal rating

Switch Amp Rating		Part Number
All Switches		KIT-6POLE*

* Kit ships with a direct handle. If external handle is needed order a selector handle *and* shaft for the UL 508 Rotary Disconnect Switches.
Note: To create an 8-pole switch from 16 to 40 amp switches, use two 3-pole switches of equal ratings plus two switched 4th poles (part # POLE-_).

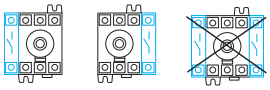

Switched 4th Pole Configurations.

Dimensions – in (mm)

Direct Handle Operation

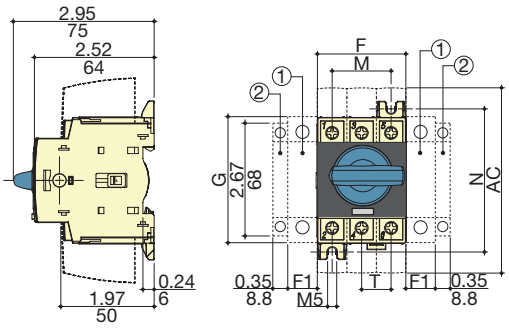

External Front Operation

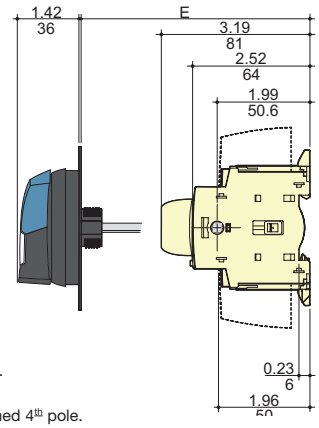

External Side Operation

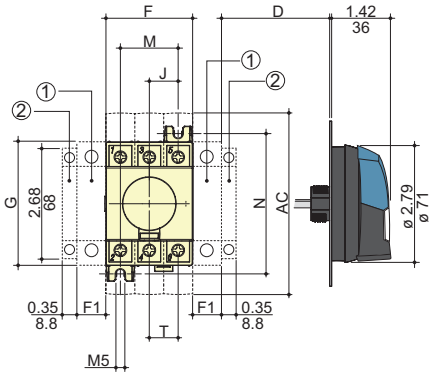

1. Position for 1 switched 4th pole (1 per device max.) or 1 auxiliary contact.
2. Position for 1 auxiliary contact only.
Note: Maximum of 4 auxiliary contacts, or 3 auxiliary contacts + one switched 4th pole.

Switch Rating (A)	Overall Dimensions D min	D max	E min	E max	Terminal Shroud AC	Switch Body F	F1	G	J	Switch Mounting M	N	Connection T
16 to 40	1.18 (30)	9.25 (235)	3.94 (100)	14.64 (372)	4.33 (110)	1.77 (45)	0.59 (15)	2.67 (68)	0.59 (15)	1.18 (30)	2.95 (75)	0.59 (15)
63 to 80	1.18 (30)	9.25 (235)	3.93 (100)	14.64 (372)	4.33 (110)	2.06 (52.5)	0.69 (17.5)	2.99 (76)	0.69 (17.5)	1.38 (35)	3.35 (85)	0.69 (17.5)

代理商：博孚美科 www.bussmann.net.cn

代理商：博孚美科 www.bussmann.net.cn

UL 508 Non-Fused Rotary Disconnect Switches—16, 25, 40, 63 and 80A

Dimensions – in (mm)

Direct Front Operation for 6/8-Pole Disconnects

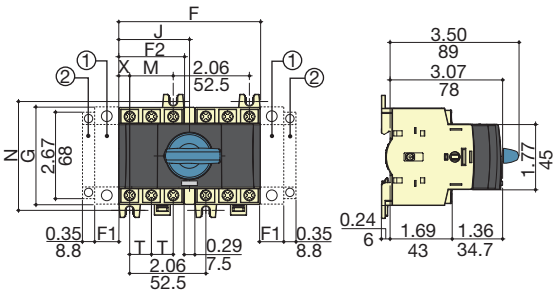

External Front Operation for 6/8-Pole Disconnects

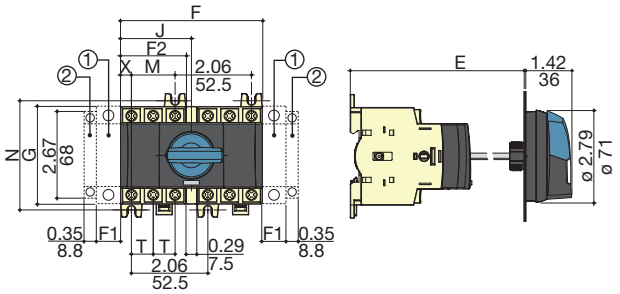

1. Position for 1 switched 4th pole (1 per device max.) or 1 auxiliary contact.
2. Position for 1 auxiliary contact only.

Note: Maximum of 4 auxiliary contacts, or 3 auxiliary contacts + one switched 4th pole.

Switch Rating (A)	Overall Dimensions E min	E max	F	Switch Body F1	F2	G	J	Switch Mounting M	N	Connection T	X
16 to 40	4.13 (105)	14.64 (372)	3.83 (97.5)	0.59 (15)	1.77 (45)	2.67 (68)	1.92 (48.75)	1.18 (30)	2.95 (75)	0.59 (15)	0.29 (7.5)
63 to 80	4.13 (105)	14.65 (372)	4.13 (105)	0.69 (17.5)	2.06 (52.5)	2.99 (76)	2.06 (52.5)	1.38 (3.5)	3.35 (85)	0.69 (17.5)	0.34 (8.75)

External Selector Handles

Handle Type

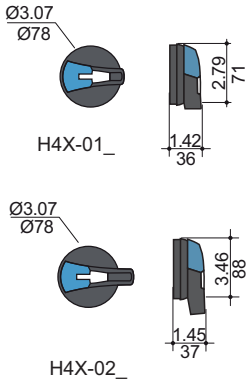

Direction of Front Operation

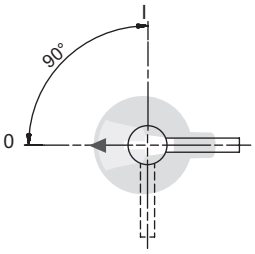

Direction of Right Side Operation

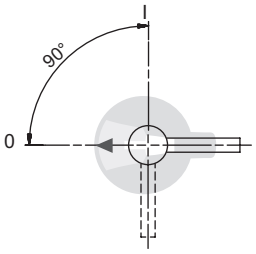

Door Drilling Layouts

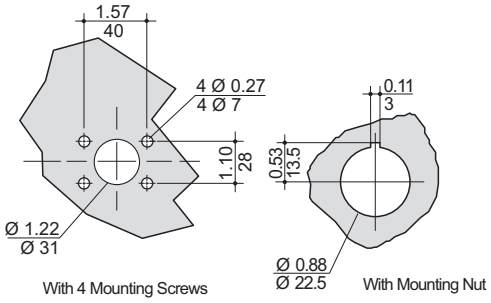

代理商：博孚美科 www.bussmann.net.cn

代理商：博孚美科 www.bussmann.net.cn

UL 98 & UL 508 Enclosed Disconnect Switches

Description

Fused and non-fused enclosed Rotary Disconnect Switches from 16 to 1200A in NEMA 1, 3R, 4, 4X, 12 enclosures.

Features

- UL 98 Listed for general purpose, main disconnect, or branch circuit protection up to 600Vac/dc
- UL 508 Listed for motor disconnect applications up to 600Vac
- Multiple field installed accessories enhance the enclosed disconnect switches to fit the desired application
- Lockout/tagout: Up to three ¼″ shank padlocks can be installed on external handles

Ratings:

- Volts: 600Vac
  250-600Vdc*
- Amps: 16-1200A
- Short-Circuit Current Ratings: UL 98: 25kA-200kA
  UL 508: 10kA-65kA

*Some non-fused disconnect switches are not rated for DC applications.

Specifications

- Operating temperature: -20°C to 70°C
- 4X Plastic Enclosure Flammability Rating:
  Polycarbonate UL 94-5VA-0
  Fiberglass UL 94-5V

Agency Information

- UL 98 Listed: File E182262, Guide WIAX, WIAX7
- UL 508 Listed: File E155129, Guide NLRV, NLRV7
- cULus Listed to CSA Standard 22.2, No. 14
- cULus Listed to CSA Standard 22.2, No. 4
- Conforms with IEC 60947-3
- CE Compliant
- RoHS Compliant

Field Installed Accessories

- Auxiliary contacts
- Terminal shrouds

Online Resources

Visit www.cooperbussmann.com/Disconnects for:

- CAD Drawings
- Instruction Sheets
- UL Information

NEMA 1, 3R, 4 & 12

NEMA 4X Stainless Steel

NEMA 4X Polycarbonate or Fiberglass

QuikShip Everyday

QuikShip Everyday Service ships the most common part numbers within 24 hours. Contact your Cooper Bussmann representative for details.

Available Cooper Bussmann Fuses

Class	Type	Data Sheet #
CC	LP-CC Time-Delay, Current Limiting	1023
CC	FNQ-R Time-Delay	1014
CC	KTK-R Fast-Acting	1015
J	LPJ Time-Delay, Current Limiting	1006 (0-60A)
J		1007 (70-600A)
J	With *easy*ID™open fuse indication	1062 (6-60A)
J		1063 (70-600A)
J	JKS Fast-Acting Fuses	1026 (0-60A)
J		1027 (70-600A)
J	DFJ High Speed Drive Fuse	1048 (0-600A)
L	KRP-C Time-Delay, Current Limiting	1008
L	KTU Fast-Acting	1010
L	KLU Time-Delay	1013

代理商：博孚美科 www.bussmann.net.cn

代理商：博孚美科 www.bussmann.net.cn

UL 98 Enclosed Fused Disconnects—30 to 800A

3-Pole UL 98 600Vac

Part Number System: ER 4X - 60 J 3 P B

- ER — **E**nclosed **R**otary Disconnect
- NEMA Rating — 1, 3R, 4, 4X (SST), 4P (4X Plastic), 12
- Amp Rating — 30, 60, 100, 200, 400, 600, 800
- Fuse Class — J = Class J, L = Class L
- Number of Poles — 3 = 3-Pole
- Handle Type — P = Pistol
- Handle Color — B = Black, R = Red

30-800A

NEMA 1, 3R, 4 & 12 | NEMA 4X Plastic | NEMA 4X Stainless

Part Numbers - All part numbers provided with integral or installed lugs and a black selector handle. Order red/yellow handle by changing the suffix "B" to "R."

UL General Purpose Amp Rating	Fuse Type	NEMA Enclosure Type & Part Number					
		1	3R	4	4X Plastic(1)	4X Stainless	12
30	J	ER1-30J3PB	ER3R-30J3PB	ER4-30J3PB	ER4P-30J3PB	ER4X-30J3PB	ER12-30J3PB
60	J	ER1-60J3PB	ER3R-60J3PB	ER4-60J3PB	ER4P-60J3PB	ER4X-60J3PB	ER12-60J3PB
100	J	ER1-100J3PB	ER3R-100J3PB	ER4-100J3PB	ER4P-100J3PB	ER4X-100J3PB	ER12-100J3PB
200	J	ER1-200J3PB	ER3R-200J3PB	ER4-200J3PB	ER4P-200J3PB	ER4X-200J3PB	ER12-200J3PB
400	J	ER1-400J3PB	ER3R-400J3PB	ER4-400J3PB	ER4P-400J3PB	ER4X-400J3PB	ER12-400J3PB
600	J	ER1-600J3PB	ER3R-600J3PB	ER4-600J3PB	ER4P-600J3PB	ER4X-600J3PB	ER12-600J3PB
800	L	ER1-800L3PB	ER3R-800L3PB	ER4-800L3PB	ER4P-800L3PB	ER4X-800L3PB	ER12-800L3PB

(1) Enclosures ≤100A are polycarbonate, flammability rating UL 94-5VA-V0, ≥200A are fiberglass, flammability rating UL 94-5V.

Switch Ratings - for wire types, ranges and tightening torques, see table on page 9

Switch Amp Rating	Disconnect Switch	Fuse Type	No. of Poles	Voltage Vac	Voltage Vdc	SCCR @ Vac	Max Hp Rating @ 600Vac
30	RDF30J-3	J	3	600	250	200kA	20
60	RDF60J-3	J					50
100	RDF100J-3	J					75
200	RDF200J-3	J					150
400	RDF400J-3	J					350
600	RDF600J-3	J			600		500
800	RDF800L-3	L					

代理商：博孚美科 www.bussmann.net.cn

代理商：博孚美科 www.bussmann.net.cn

UL 98 Enclosed Fused Disconnects—30 to 800A

Enclosure Weights - Lbs & Dimensions - in

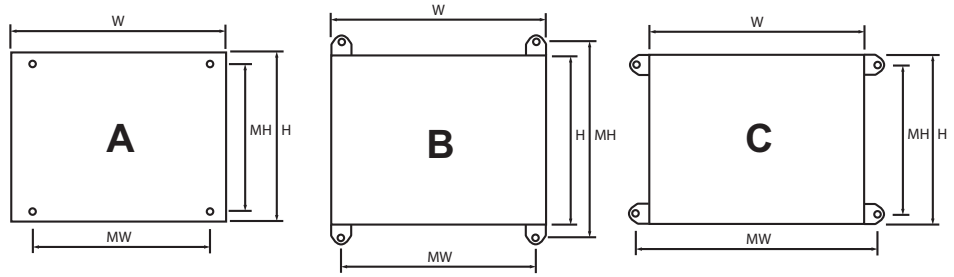

Part Number Family	Amp Rating	Fuse Type	NEMA Enclosure Type	H x W x D	Mounting Centers H x W A	B	C	Weight Lbs
ER_-30J	30	J	1, 3R, 4, 12	10x10x6	8.3x8.3			15
			4X-SST	10x10x6		9.5x8.3	8.3x9.5	15
			4X-Plastic(1)	12x10x6		12x5.6	7.64x10	8
ER_-60J	60	J	1, 3R, 4, 12	12x10x6	10.3x8.3			19
			4X-SST	12x10x6		11.5x8.3	10.3x9.5	19
			4X-Plastic(1)	13x13x6		14x7.6	9.6x12	11
ER_-100J	100	J	1, 3R, 4, 12	14x12x6	12.3x10.3			21
			4X-SST	14x12x6		13.5x10.3	12.3x11.5	21
			4X-Plastic(1)	13x13x6		14x7.6	9.6x12	12
ER_-200J	200	J	1, 3R, 4, 12	24x20x8	22x18.1			55
			4X-SST	24x20x8		23.2x18.1	22x19.3	55
			4X-Plastic(1)	27x21x10		25.75x14		39
ER_-400J	400	J	1, 3R, 4, 12	48x36x12	45.75x34.9			188
			4X-SST	48x36x12		46.9x34.9	45.75x36.1	188
			4X-Plastic(1)	51x37x14		50.1x28.5		186
ER_-600J	600	J	1, 3R, 4, 12	48x36x12	45.75x34.9			216
			4X-SST	48x36x12		46.9x34.9	45.75x36.1	216
			4X-Plastic(1)	51x37x14		50.1x28.5		214
ER_-800L	800	L	1, 3R, 4, 12	48x36x12	45.75x34.9			216
			4X-SST	48x36x12		46.9x34.9	45.75x36.1	216
			4X-Plastic(1)	51x37x14		50.1x28.5		214

(1) Enclosures ≤100A are polycarbonate, flammability rating UL 94-5VA-V0, ≥200A are fiberglass, flammability rating UL 94-5V.

Available Field-Installed Accessories - *Order Separately*

Auxiliary Contacts - for 30 to 800 Amp Switches

Contact Type	Number of Contacts	Continuous Amp Rating	Voltage Rating	Max Number of Aux Contacts per Switch	Part Number
NO	1	10A	600Vac	30 to 200A: 4	BAC05
NC	1	10A	600Vac	400 to 800A: 8	BAC06

Terminal Shrouds - for 200 to 800 Amp Switches - includes terminal shroud for lineside or loadside

Switch Amp Rating	Number of Poles		Part Number
200	3		TSH8-3TB
400	3		TSH9-3TB
600-800	3		TSH10-3TB

代理商：博孚美科 www.bussmann.net.cn

代理商：博孚美科 www.bussmann.net.cn

UL 98 Enclosed Non-Fused Disconnects—30 to 1200A

3-Pole UL 98 600Vac

Part Number System: ER 4X - 60 N 3 S B

ER
Enclosed Rotary Disconnect
NEMA Rating
1, 3R, 4, 4X (SST), 4P (4X Plastic), 12
Amp Rating
30, 60, 100, 200, 400, 600, 800, 1200
N = Non-Fused
Number of Poles
3 = 3-Pole
Handle Type*
P = Pistol, S = Selector
Handle Color
B = Black, R = Red
* ≤100A = Selector only, ≥200A = Pistol only.

30-100A

NEMA 1, 3R, 4 & 12

NEMA 4X

NEMA 4X Stainless

200-1200A

NEMA 1, 3R, 4 & 12

NEMA 4X

NEMA 4X Stainless

Part Numbers - All part numbers provided with integral or installed lugs and a black selector handle. Order red/yellow handle by changing the suffix "B" to "R."

UL General Purpose Amp Rating	NEMA Enclosure Type & Part Number					
	1	3R	4	4X Plastic(1)	4X Stainless	12
30	ER1-30N3SB	ER3R-30N3SB	ER4-30N3SB	ER4P-30N3SB	ER4X-30N3SB	ER12-30N3SB
60	ER1-60N3SB	ER3R-60N3SB	ER4-60N3SB	ER4P-60N3SB	ER4X-60N3SB	ER12-60N3SB
100	ER1-100N3SB	ER3R-100N3SB	ER4-100N3SB	ER4P-100N3SB	ER4X-100N3SB	ER12-100N3SB
200	ER1-200N3PB	ER3R-200N3PB	ER4-200N3PB	ER4P-200N3PB	ER4X-200N3PB	ER12-200N3PB
400	ER1-400N3PB	ER3R-400N3PB	ER4-400N3PB	ER4P-400N3PB	ER4X-400N3PB	ER12-400N3PB
600	ER1-600N3PB	ER3R-600N3PB	ER4-600N3PB	ER4P-600N3PB	ER4X-600N3PB	ER12-600N3PB
800	ER1-800N3PB	ER3R-800N3PB	ER4-800N3PB	ER4P-800N3PB	ER4X-800N3PB	ER12-800N3PB
1200	ER1-1200N3PB	ER3R-1200N3PB	ER4-1200N3PB	N/A	ER4X-1200N3PB	ER12-1200N3PB

(1) Enclosures ≤100A are polycarbonate, flammability rating UL 94-5VA-V0, ≥200A are fiberglass, flammability rating UL 94-5V.

Switch Ratings - for wire types, ranges and tightening torques, see table on page 27

Switch Amp Rating	Disconnect Switch	No. of Poles	Voltage Vac	Voltage Vdc	SCCR @ Vac	Max Hp Rating @ 600Vac
30	RD30-3	3	600	N/A	100kA	25
60	RD60-3					50
100	RD100-3				25kA/100kA*	
200	RD200-3			250	200kA	200
400	RD400-3					350
600	RD600-3					
800	RD800-3			N/A	100kA	500
1200	RD1200-3					

* 25kA @ 600Vac, 100kA @ 480Vac.

代理商：博孚美科 www.bussmann.net.cn

代理商：博孚美科 www.bussmann.net.cn

UL 98 Enclosed Non-Fused Disconnects—30 to 1200A

Enclosure Weights - Lbs & Dimensions - in

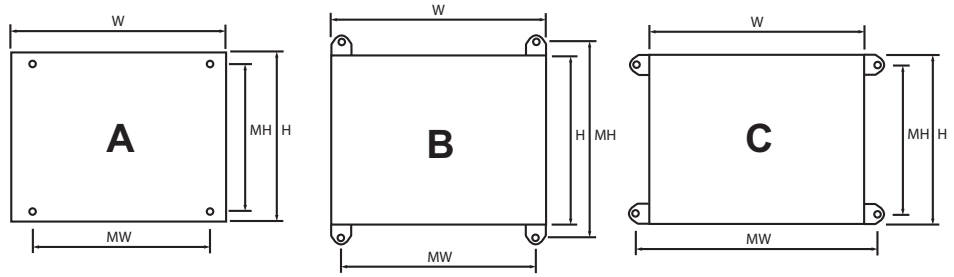

Part Number Family	Amp Rating	NEMA Enclosure Type	H x W x D	Mounting Centers H x W A	B	C	Weight Lbs
ER_-30		1, 3R, 4, 12	10x8x6	8.3x6.3			11
	30	4X-SST	10x8x6		9.5x6.3	8.3x7.5	11
		4X-Plastic(1)	9x9x6		10x3.6	5.6x8	5
ER_-60		1, 3R, 4, 12	10x8x6	8.3x6.3			12
	60	4X-SST	10x8x6		9.5x6.3	8.3x7.5	12
		4X-Plastic(1)	9x9x6		10x3.6	5.6x8	5
ER_-100		1, 3R, 4, 12	12x10x6	10.3x8.3			12
	100	4X-SST	12x10x6		11.5x8.3	0.3x9.5	12
		4X-Plastic(1)	13x13x6		14x7.6	9.6x12	8
ER_-200		1, 3R, 4, 12	20x16x8	18.1x14.2			39
	200	4X-SST	20x16x8		19.3x14.2	18.1x15.4	39
		4X-Plastic(1)	23x17x12		21.5x10.1		31
ER_-400		1, 3R, 4, 12	36x30x8	33.9x28.3			122
	400	4X-SST	36x30x8		35.1x28.3	33.9x29.5	122
		4X-Plastic(1)	40x32x14		38.1x23.9		103
ER_-600		1, 3R, 4, 12	48x36x12	45.8x34.9			209
	600	4X-SST	48x36x12		47x34.9	45.8x36.1	209
		4X-Plastic(1)	51x37x 14		50.1x28.5		187
ER_-800		1, 3R, 4, 12	48x36x12	45.8x34.9			211
	800	4X-SST	48x36x12		47x34.9	45.8x36.1	211
		4X-Plastic(1)	51x37x 14		50.1x28.5		189
ER_-1200	1200	1, 3R, 4, 12	60x36x16	57.5x33.9			268
		4X-SST	60x36x16		58.7x33.9	57.5x35.1	268

(1) Enclosures ≤100A are polycarbonate, flammability rating UL 94-5VA-V0, ≥200A are fiberglass, flammability rating UL 94-5V.

Available Field-Installed Accessories - *Order Separately*



Auxiliary Contacts - for 30 to 1200 Amp Switches

Switch Amp Rating	Contact Type	Number of Contacts	Continuous Amp Rating	Voltage Rating	Max Number of Aux Contacts per Switch	Part Number
30-100	NO + NC	1 of each	10A	240Vac	4	BAC01
30-100	NC	2	10A	240Vac	4	BAC02
100-1200	NO + NC	1 of each	10.1A	125-250Vac	2	BAC03*
100-1200	NO + NC	1 of each	10.1A	125-250Vac	2	BAC04*
100-1200	NO + NC	1 of each	1A	125Vac	2	BAC11*
100-1200	NO + NC	1 of each	1A	125Vac	2	BAC12*

* For one auxiliary contact, install either BAC03 or BAC11. For two auxiliary contacts, install BAC03 + BAC04, or BAC11 + BAC12.

Terminal Shrouds - for 200 to 800 Amp Switches

Switch Amp Rating	Number of Poles	Location on Switch		Part Number
30-100	3	Lineside and Loadside		TSH3-3TB
200A	3	Lineside		TSH4-3T
200A	3	Loadside		TSH4-3B
400A	3	Lineside		TSH5-3T
400A	3	Loadside		TSH5-3B
600A	3	Lineside or Loadside		TSH6-3TB
800-1200A	3	Lineside or Loadside		TSH7-3TB

代理商：博孚美科 www.bussmann.net.cn

代理商：博孚美科 www.bussmann.net.cn

UL 508 Enclosed Non-Fused Disconnects—16 to 80A

3-/6-Pole UL 508 600Vac

Part Number System: ER 4X - 63 N 6 S B

ER
Enclosed **R**otary Disconnect

NEMA Rating
1, 3R, 4, 4X (SST), 4P (4X Plastic), 12

Amp Rating
16, 25, 40, 63, 80

N = Non-Fused

Number of Poles
3 = 3-Pole, 6 = 6-Pole

Handle Type
S = Selector

Handle Color
B = Black, R = Red

16-80A

NEMA 1, 3R, 4 & 12

NEMA 4X Plastic

NEMA 4X Stainless

Part Numbers - All part numbers provided with a black selector handle. Order red/yellow handle by changing the suffix “B” to “R.”

UL General Purpose Amp Rating	No. of Poles	NEMA Enclosure Type & Part Number					
		1	3R	4	4X Plastic[1]	4X Stainless	12
16	3	ER1-16N3SB	ER3R-16N3SB	ER4-16N3SB	ER4P-16N3SB	ER4X-16N3SB	ER12-16N3SB
	6	ER1-16N6SB	ER3R-16N6SB	ER4-16N6SB	ER4P-16N6SB	ER4X-16N6SB	ER12-16N6SB
25	3	ER1-25N3SB	ER3R-25N3SB	ER4-25N3SB	ER4P-25N3SB	ER4X-25N3SB	ER12-25N3SB
	6	ER1-25N6SB	ER3R-25N6SB	ER4-25N6SB	ER4P-25N6SB	ER4X-25N6SB	ER12-25N6SB
40	3	ER1-40N3SB	ER3R-40N3SB	ER4-40N3SB	ER4P-40N3SB	ER4X-40N3SB	ER12-40N3SB
	6	ER1-40N6SB	ER3R-40N6SB	ER4-40N6SB	ER4P-40N6SB	ER4X-40N6SB	ER12-40N6SB
63	3	ER1-63N3SB	ER3R-63N3SB	ER4-63N3SB	ER4P-63N3SB	ER4X-63N3SB	ER12-63N3SB
	6	ER1-63N6SB	ER3R-63N6SB	ER4-63N6SB	ER4P-63N6SB	ER4X-63N6SB	ER12-63N6SB
80	3	ER1-80N3SB	ER3R-80N3SB	ER4-80N3SB	ER4P-80N3SB	ER4X-80N3SB	ER12-80N3SB
	6	ER1-80N6SB	ER3R-80N6SB	ER4-80N6SB	ER4P-80N6SB	ER4X-80N6SB	ER12-80N6SB

(1) Polycarbonate enclosure flammability rating UL 94-5VA-V0.

Switch Ratings - for wire types, ranges and tightening torques, see table on page 35

Switch Amp Rating	Disconnect Switch	Voltage Vac	Voltage Vdc	SCCR with Max Upstream Class J Fuse	Max Hp Rating @ 600Vac
16	RD16-3-508	600	N/A	65kA / 30A	10
25	RD25-3-508			65kA / 30A	20
40	RD40-3-508			65kA / 30A — 10kA / 60A	25
63	RD63-3-508			65kA / 60A — 50kA / 100A	40
80	RD80-3-508			65kA / 60A — 50kA / 100A	40

Note: Voltage, SCCR and Horsepower ratings are the same for 3- and 6-pole UL 508 non-fused disconnect switches.

代理商：博孚美科 www.bussmann.net.cn

代理商：博孚美科 www.bussmann.net.cn

UL 508 Enclosed Non-Fused Disconnects—16 to 80A

Enclosure Weights - Lbs & Dimensions - in

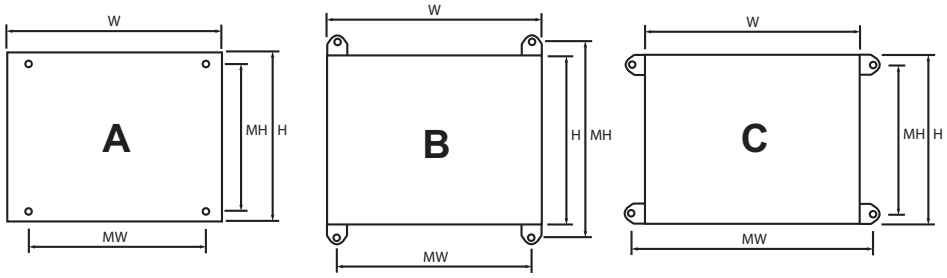

NEMA Enclosure Type	No. of Poles	Switch Amp Ratings	H x W x D	Mounting Centers H x W A	B	C	Weight Lbs
1, 3R, 4, 12	3	16-80A	8x6x6	6.3x4.3			8
	6	16-80A	10x8x6	8.3x6.3			11
4X-SST	3	16-80A	8x6x6		7.5x4.3	6.3x5.5	8
	6	16-80A	10x8x6		9.5x6.3	8.3x7.5	11
4X-Plastic(1)	3	16-63A	7.4x8.7x5.8		8x3.6	3.6x8	4
		80A	9.4x8.7x5.9		10x3.6	5.6x8	5
	6	16-80A	11.4x10.7x6.3		12x5.6	7.64x10	6

(1) Polycarbonate.

Available Field-Installed Accessories - *Order Separately*

Auxillary Contacts

Contact Type	Number of Contacts	Continuous Amp Rating	Voltage Rating	Max Number of Aux Contacts per Switch	Part Number
NO + NC	1 Ea	10A	240Vac	4	BAC01
NO	2	10A	240Vac	4	BAC02

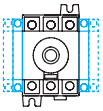

Auxiliary Contact Configurations

Terminal Shrouds - includes terminal shroud for both lineside *and* loadside

Switch Amp Rating	Number of Poles		Location on Switch		Part Number
16-40A	3		Lineside and Loadside		TSH1-3TB
63-80A	3		Lineside and Loadside		TSH2-3TB

代理商：博孚美科 www.bussmann.net.cn

代理商：博孚美科 www.bussmann.net.cn

Part Number Index

Part Number	Page #
BAC01	28, 35, 36, 43, 45
BAC02	28, 35, 36, 43, 45
BAC03	30, 32, 43
BAC04	30, 32, 43
BAC05	10, 13, 15, 17, 19, 21, 24, 41
BAC06	10, 13, 15, 17, 19, 21, 24, 41
BAC11	30, 32, 43
BAC12	30, 32, 43
BAC-HOLDER2	10
CCP-1-100CF	6
CCP-1-30CC	4
CCP-1-30CF	6
CCP-1-30DCC	4
CCP-1-30DCM	4
CCP-1-30M	4
CCP-1-60CF	6
CCP-2-100CF	6
CCP-2-30CC	4
CCP-2-30CF	6
CCP-2-30M	4
CCP-2-60CF	6
CCP-3-100CF	6
CCP-3-30CC	4
CCP-3-30CF	6
CCP-3-30M	4
CCP-3-60CF	6
CCP-AUX	5, 7
CCP-AUX-100	7
CCPHM-FXX	5, 7
CCPHM-RXX	7
CCP-PLC-100	7
CCP-PLC-IND	5, 7
DIR-01	36
DIR-02	28
DIR-03	30, 31
DIR-04	32, 33
DIR-05	10
DIR-06	10
DIR-07	12, 14, 16, 18, 20
DIR-08	24, 25
DOOR-508	36
ER1-100J3PB	40
ER1-100N3SB	42
ER1-1200N3PB	42
ER1-16N3SB	44
ER1-16N6SB	44
ER1-200J3PB	40
ER1-200N3PB	42
ER12-100N3SB	42
ER12-1200N3PB	42
ER12-16N3SB	44
ER12-16N6SB	44
ER12-200J3PB	40
ER12-200N3PB	42
ER12-25N3SB	44
ER12-25N6SB	44
ER12-30J3PB	40
ER12-30N3SB	42

Part Number	Page #
ER12-400J3PB	40
ER12-400N3PB	42
ER12-40N3SB	44
ER12-40N6SB	44
ER1-25N3SB	44
ER1-25N6SB	44
ER12-600N3PB	42
ER12-60J3PB	40
ER12-60N3SB	42
ER12-63N3SB	44
ER12-63N6SB	44
ER12-800L3PB	40
ER12-800N3PB	42
ER12-80N3SB	44
ER12-80N6SB	44
ER1-30J3PB	40
ER1-30N3SB	42
ER1-400J3PB	40
ER1-400N3PB	42
ER1-40N3SB	44
ER1-40N6SB	44
ER1-600J3PB	40
ER1-600N3PB	42
ER1-60J3PB	40
ER1-60N3SB	42
ER1-63N3SB	44
ER1-63N6SB	44
ER1-800L3PB	40
ER1-800N3PB	42
ER1-80N3SB	44
ER1-80N6SB	44
ER3R-100J3PB	40
ER3R-100N3SB	42
ER3R-1200N3PB	42
ER3R-16N3SB	44
ER3R-16N6SB	44
ER3R-200J3PB	40
ER3R-200N3PB	42
ER3R-25N3SB	44
ER3R-25N6SB	44
ER3R-30J3PB	40
ER3R-30N3SB	42
ER3R-400J3PB	40
ER3R-400N3PB	42
ER3R-40N3SB	44
ER3R-40N6SB	44
ER3R-600J3PB	40
ER3R-600N3PB	42
ER3R-60J3PB	40
ER3R-60N3SB	42
ER3R-63N3SB	44
ER3R-63N6SB	44
ER3R-800L3PB	40
ER3R-800N3PB	42
ER3R-80N3SB	44
ER3R-80N6SB	44
ER4-100J3PB	40
ER4-100N3SB	42

Part Number	Page #
ER4-1200N3PB	42
ER4-16N3SB	44
ER4-16N6SB	44
ER4-200J3PB	40
ER4-200N3PB	42
ER4-25N3SB	44
ER4-25N6SB	44
ER4-30J3PB	40
ER4-30N3SB	42
ER4-400J3PB	40
ER4-400N3PB	42
ER4-40N3SB	44
ER4-40N6SB	44
ER4-600J3PB	40
ER4-600N3PB	42
ER4-60J3PB	40
ER4-60N3SB	42
ER4-63N3SB	44
ER4-63N6SB	44
ER4-800L3PB	40
ER4-800N3PB	42
ER4-80N3SB	44
ER4-80N6SB	44
ER4P-100J3PB	40
ER4P-100N3SB	42
ER4P-16N3SB	44
ER4P-16N6SB	44
ER4P-200J3PB	40
ER4P-200N3PB	42
ER4P-25N3SB	44
ER4P-25N6SB	44
ER4P-30J3PB	40
ER4P-30N3SB	42
ER4P-400J3PB	40
ER4P-400N3PB	42
ER4P-40N3SB	44
ER4P-40N6SB	44
ER4P-600J3PB	40
ER4P-600N3PB	42
ER4P-60J3PB	40
ER4P-60N3SB	42
ER4P-63N3SB	44
ER4P-63N6SB	44
ER4P-800L3PB	40
ER4P-800N3PB	42
ER4P-80N3SB	44
ER4P-80N6SB	44
ER4X-100J3PB	40
ER4X-100N3SB	42
ER4X-1200N3PB	42
ER4X-16N3SB	44
ER4X-16N6SB	44
ER4X-200J3PB	40
ER4X-200N3PB	42
ER4X-25N3SB	44
ER4X-25N6SB	44
ER4X-30J3PB	40
ER4X-30N3SB	42

代理商：博孚美科 www.bussmann.net.cn

代理商：博孚美科 www.bussmann.net.cn

Part Number Index

Part Number	Page #
ER4X-400J3PB	40
ER4X-400N3PB	42
ER4X-40N3SB	44
ER4X-40N6SB	44
ER4X-600J3PB	40
ER4X-600N3PB	42
ER4X-60J3PB	40
ER4X-60N3SB	42
ER4X-63N3SB	44
ER4X-63N6SB	44
ER4X-800L3PB	40
ER4X-800N3PB	42
ER4X-80N3SB	44
ER4X-80N6SB	44
FLC120	12, 14, 16, 18, 21
FLC36	12, 14, 16, 18, 21
FLC60	12, 14, 16, 18, 21
FLCM	12, 14, 16, 18, 21
FLH1	12, 14, 16, 18, 21
FLH2	12, 14, 16, 18, 21
FLRM	12, 14, 16, 18, 21
H12-03B	16, 18, 20, 30
H12-03R	16, 18, 20, 30
H12-05B	10, 12, 14
H12-05R	10, 12, 14
H4X-01B	28, 35, 36
H4X-01R	28, 35, 36
H4X-02B	28, 35, 36
H4X-02R	28, 35, 36
H4X-04B	10
H4X-04R	10
H4X-05B	10, 12, 14
H4X-05BHD	10, 12, 14
H4X-05R	10, 12, 14
H4X-05RHD	10, 12, 14
H4X-05SB	12, 14
H4X-05SR	12, 14
H4X-05TB	10, 12, 14
H4X-05TR	10, 12, 14
H4X-06B	16, 18, 20, 30
H4X-06BHD	16, 18, 20, 30
H4X-06R	16, 18, 20, 30
H4X-06RHD	16, 18, 20, 30
H4X-06SB	16, 18, 20
H4X-06SR	16, 18, 20
H4X-06TB	16, 18, 20
H4X-06TR	16, 18, 20
H4X-07B	24, 32
H4X-07BHD	24, 32
H4X-07R	24, 32
H4X-07RHD	24, 32
H4X-08B	32
H4X-08BHD	32
H4X-08R	32
H4X-08RHD	32
H79-2	12, 14, 17, 19, 21
H79-3	21
H79-4	24

Part Number	Page #
KIT-6POLE	37
LUG1-2	20, 30
LUG1-3	20, 30
LUG1-4	20, 30
LUG2-2	20, 30
LUG2-3	20, 30
LUG2-4	20, 30
LUG3-2	30
LUG3-3	30
LUG3-4	30
LUG5-2	24
LUG5-3	24, 32
LUG5-4	24, 32
LUG6-6	32
LUG6-8	32
POLE-16	37
POLE-25	37
POLE-40	37
POLE98-100	28
POLE98-30	28
POLE98-60	28
RD1000-3	32
RD1000-4	32
RD100-3	28, 42
RD100-3-SCCR	30
RD1200-3	28, 42
RD1200-4	32
RD16-3-508	36, 44
RD200-3	30, 42
RD200-4	30
RD25-3-508	36, 44
RD30-3	28, 42
RD400-3	30, 42
RD400-4	30
RD40-3-508	36, 44
RD600-3	32, 42
RD600-4	32
RD60-3	28, 42
RD63-3-508	36, 4
RD800-3	32, 42
RD800-4	32
RD80-3-508	36, 44
RDF100J-2	18
RDF100J-3	18, 40
RDF100J-4	18
RDF200J-2	20
RDF200J-3	20, 21, 40
RDF200J-4	20
RDF30CC-3	10
RDF30CC-3N	10
RDF30J-2	12
RDF30J-3	12, 40
RDF30J-3-COMP	10
RDF30J-3N-COMP	10
RDF30J-4	12
RDF400J-2	20
RDF400J-3	20, 21, 40
RDF400J-4	20

Part Number	Page #
RDF600J-2	24
RDF600J-3	24, 25, 40
RDF600J-4	24
RDF60J-2	16
RDF60J-3	16, 40
RDF60J-4	16
RDF800L-2	24
RDF800L-3	24, 25, 40
RDF800L-4	24
SH1-200	10
SH1-320	10
SH1-400	10
SH2-200	10
SH2-320	10
SH2-400	10
SH4-150	28, 35, 36
SH4-200	28, 35, 36
SH4-320	28, 35, 36
SH5-200	12, 14, 16, 18, 20, 30
SH5-320	12, 14, 16, 18, 20, 30
SH5-400	12, 14, 16, 18, 20, 30
SH6-200	32
SH6-320	32
SH6-400	32
SH7-200	24
SH7-320	24
SH7-400	24
SH-GUIDE1	28, 35, 36
SH-GUIDE2	30, 32
TSH10-2TB	24
TSH10-3TB	24, 41
TSH10-4TB	24
TSH1-1TB	37
TSH1-3TB	37, 45
TSH2-3TB	37, 45
TSH3-1TB	28
TSH3-3TB	28, 43
TSH4-3B	31, 43
TSH4-3T	31, 43
TSH4-4TB	31
TSH5-3B	31, 43
TSH5-3T	31, 43
TSH5-4TB	31
TSH6-3TB	33, 43
TSH6-4TB	33
TSH7-3TB	33, 43
TSH7-4TB	33
TSH8-2TB	21
TSH8-3TB	21, 41
TSH8-4TB	21
TSH9-2TB	21
TSH9-3TB	21, 41
TSH9-4TB	21

代理商：博孚美科 www.bussmann.net.cn

代理商：博孚美科 www.bussmann.net.cn

Customer Assistance

Customer Satisfaction Team

Available to answer questions regarding Cooper Bussmann products & services Monday-Friday, 8:00 a.m. – 6:00 p.m. Central Time. Contact:

- Toll-free phone: 855-287-7626 (855-BUSSMANN)
- Toll-free fax: 800-544-2570
- E-mail: busscustsat@cooperindustries.com

Emergency and After-Hours Orders

Next flight out or will call shipment for time-critical needs. Customers pay only standard product price, rush freight charges, & modest emergency service fee. Place these orders through the Customer Satisfaction Team during regular business hours. For after-hours, contact:

- After hours phone 314-995-1342

C^3 – the Enhanced, Online Cooper Customer Center

Provides real time product availability, net pricing, order status & shipment tracking across six Cooper divisions: B-Line, Bussmann, Crouse-Hinds, Lighting, Power Systems & Wiring Devices. Call 877-995-5955 for log-in assistance. Available at:

- www.cooperc3.com

Application Engineering

Technical assistance is available to all customers. Application support is available Monday-Friday, 8:00 a.m. – 5:00 p.m. Central Time. Contact:

- Toll-free phone: 855-287-7626 (855-BUSSMANN)
- E-mail: fusetech@cooperindustries.com

Online Resources

Visit www.cooperbussmann.com for the following resources:

- Product search & cross-reference
- Product & technical materials
- Solutions centers for information on topical issues including arc flash, selective coordination & short-circuit current rating
- Technical tools, like our arc flash calculator
- Where to purchase Cooper Bussmann product

Cooper Bussmann
St. Louis, MO 63178
636-394-2877
www.cooperbussmann.com

Your Authorized Cooper Bussmann Distributor is:

COOPER Bussmann™

Cooper US, Inc.
600 Travis Street, Suite 5600
Houston, TX 77002-1001
P: 713-209-8400
www.cooperindustries.com

Reorder # 10076 0413 PDF Only

Printed in USA

COOPER Bussmann

代理商：博孚美科 www.bussmann.net.cn